

TÜRKAK
TÜRK AKREDİTASYON KURUMU

TURKISH ACCREDITATION AGENCY

tarafından akredite edilmiş

FTI Fasad Teknoloji Merkezi / FTI Façade Testing Institute

Merkez / Head Office

Atilla İlhan Caddesi No:10 PK. 34750 Küçükbakkalköy - Ataşehir / İstanbul / TÜRKİYE
Tel: +90 216 575 88 80 Fax: +90 216 575 89 21 mail: info@fti-europe.com

Laboratuvar / Laboratory

Çakıl Mahallesi Şehit Tamer Aydın Sok. No:60 / A 34540 Çatalca / İstanbul / TÜRKİYE
Tel: +90 212 776 42 25 Fax: +90 212 776 40 58-59 mail: info@fti-europe.com

DENEY SERTİFİKASI / Test Certificate



Test
TS EN ISO IEC 17025
AB-0531-T

AB-0531-T

020.568.1 / 2016

05 / 2016



Müşterinin Adı ve Adresi / Customer's Name & Address: Asist Alüminyum Profil San. ve Tic. A.Ş.
Kırklareli OSB. 2.Cadde No:2 Kızılcıkdere / Kırklareli / TÜRKİYE

Referans No / Reference No: 2016.597

Numunenin Adı ve Tanımı / Sample's Name & Description: ASISTAL TE62 SERIES
WINDOW AND DOOR SYSTEM

Numunenin Kabul Tarihi / Receipt Date of Test Item: 13 / 05 / 2016

Uygulanan Normlar / Norms Applied: TS EN 1026, TS EN 1027, TS 4644 EN 12211

Sonuçlar / Results: Air Permeability - EN 12207 : Class 4 (± 600 Pa)
Watertightness - EN 12208 : Class 9A
Wind Resistance - EN 12210 : Class C3 (± 1200 Pa ; for L / 300 criteria)

Test Tarihi / Date of Test

13-16 / 05 / 2016

Sayfa Sayısı / Number of Pages

1 / 19

Türk Akreditasyon Kurumu (TÜRKAK) deney raporlarının tanınması konusunda Avrupa Akreditasyon Birliği (EA) ve Uluslararası Laboratuvar Akreditasyon Birliği (ILAC) ile karşılıklı tanınma anlaşması imzalamıştır.

The Turkish Accreditation Agency (TURKAK) is signatory to the multilateral agreements of the European co-operation for the Accreditation (EA) and of the International Laboratory Accreditation (ILAC) for the Mutual recognition of test reports.

Uygulanan metodlar, test sonuçları ve genişletilmiş ölçüm belirsizlikleri (talep edilirse), bu sertifikanın tamamlayıcı kısmı olan takip eden sayfalarda verilmiştir. Bu sertifika yalnız test edilen numuneye ait sonuçları içerir ve ekte sunulan ilgili test raporu ile birlikte geçerlidir.

The applied methods, test results and the uncertainties (if requested) with confidence probability are given on the following pages which are part of this report. This certificate includes the test specimen which is identified above and its valid with the related test report which is presented as annex.



Mühür / Seal

Tarih / Date

26 / 05 / 2016

Test Faaliyetleri Yöneticisi

Testing Manager

Serhat ÇOLAK

F.15.22 REV NO: D TEMMUZ 2015

Laboratuvar Müdürü

Laboratory Manager

Öner ARSLAN



TEST REPORT

Report Number : 020.568.1 / 2016
Report Date : 26 / 05 / 2016
Testing Reference : TS EN 14351-1 + A1 Windows and Doors - Product Standard
Product : ASISTAL TE62 SERIES WINDOW AND DOOR SYSTEM
Client : Asist Alüminyum Profil San. ve Tic. A.Ş.

1. PREFACE

This report comprises of tests and results, which were performed by FTI Façade Testing Institute at the address; Çakıl Mah. Şehit Teğmen Tamer Aydın Sok. No:60/A 34540 Çatalca - İstanbul / TÜRKİYE. Test sample is a window system which name is ASISTAL TE62 SERIES WINDOW AND DOOR SYSTEM which has been produced and designed by Asist Alüminyum Profil San. ve Tic. A.Ş.

Tests were carried out on 13-16 / 05 / 2016 for the determination of air infiltration, water penetration (under static pressure) and wind resistance performances.

Test sample has been sent to FTI Façade Testing Institute's testing laboratories on 13 / 05 / 2016.

2. CLIENT

Asist Alüminyum Profil San. ve Tic. A.Ş.

Kırklareli OSB. 2.Cadde No:2

Kızılcıkdere / Kırklareli / TÜRKİYE

3. TEST METHODS

The above mentioned tests have been carried out as per the test methods provided in project specifications and classified on the standards indicated below. Tests have been reported as the number of 020.568.1/2016.

Test report has been prepared by Mr. Sinan BAYRAKTAR

EN 14351-1+ A1 * Windows and Doors – Product Standard

EN 1026 * Windows and Doors – Air Permeability – Test Method

EN 12207 * Windows and Doors – Air Permeability – Classification

EN 1027 * Windows and Doors – Watertightness – Laboratory Tests under Static Pressure

EN 12208 * Windows and Doors – Watertightness – Classification

EN 12211 * Windows and Doors – Resistance to Wind Load – Test Method

EN 12210 * Windows and Doors – Resistance to Wind load – Classification

4. TEST DATE AND PARTICIPANTS

Tests were performed on 13-16 / 05 / 2016 with the following participants:

Mr. Serhat ÇOLAK FTI Testing Manager

Mr. Sinan BAYRAKTAR FTI Testing Engineer

Miss. Nilay BULUT FTI Testing Engineer

and the witnesses;

Mr. Gökhan ÇAYLI Asist Alüminyum Profil San. ve Tic. A.Ş.

5. DESCRIPTION OF TEST SAMPLE

Type of sample	WINDOW AND DOOR SYSTEM
System Name	ASISTAL TE62 SERIES
Dimension of Sample (L x H)	1200 mm x 1400 mm
Surface area of Sample	1,68 m ²
Operable Joint Length	5,20
Glass Type	6 mm Tempered Glass + 16 mm Air Space + 6 mm Tempered Glass

6. CONDITIONS

	13 / 05 / 2016	16 / 05 / 2016
Local Temperature	20 °C	19 °C
Humidity	68 %	66 %
Atmospheric Pressure	1011 Mbar	1010 Mbar

7. TEST PERFORMANCE

7.1 Pressure Sequence

Related to EN 14351-1 + A1 standard, process are shown in Table 1 below.

STEPS		POSITIVE PRESSURE (Pa)	NEGATIVE PRESSURE (Pa)
1	PA	600	600
2	PW	600	-
3	PD	1200	1200
4	PE	1800	1800

Table 1. Pressure sequence

PA: Pressure for Airtightness ; PW: Pressure for Watertightness ;
 PD: Design Pressure ; PE: Extreme Pressurre

7.2 Air Permeability

Before starting the test, 3 pulses at 660 Pa is applied to the sample. During the tests, the pressure at the following values is applied for 10 seconds. The measurements of air permeability based on overall area and operable joint length are shown as below.

Air permeability measurements based on overall area;

POSITIVE PRESSURE			
ϕ_1	Test Pressure (Pa)	Air Leakage (m ³ /h)	Air Leakage (m ³ /h/m ²)
ϕ_1	50	1,18	0,70
ϕ_1	100	0,48	0,29
ϕ_1	150	1,82	1,08
ϕ_1	200	2,93	1,74
ϕ_1	250	4,09	2,43
ϕ_1	300	5,27	3,14
ϕ_1	450	8,64	5,14
ϕ_1	600	12,41	7,39

Test No : 2016.597.04 / 13.05.2016

NEGATIVE PRESSURE			
ϕ_2	Test Pressure (Pa)	Air Leakage (m ³ /h)	Air Leakage (m ³ /h/m ²)
ϕ_2	50	1,58	0,94
ϕ_2	100	0,13	0,08
ϕ_2	150	1,13	0,67
ϕ_2	200	2,08	1,24
ϕ_2	250	2,88	1,71
ϕ_2	300	3,51	2,09
ϕ_2	450	4,65	2,77
ϕ_2	600	5,34	3,18

Test No : 2016.597.03 / 13.05.2016

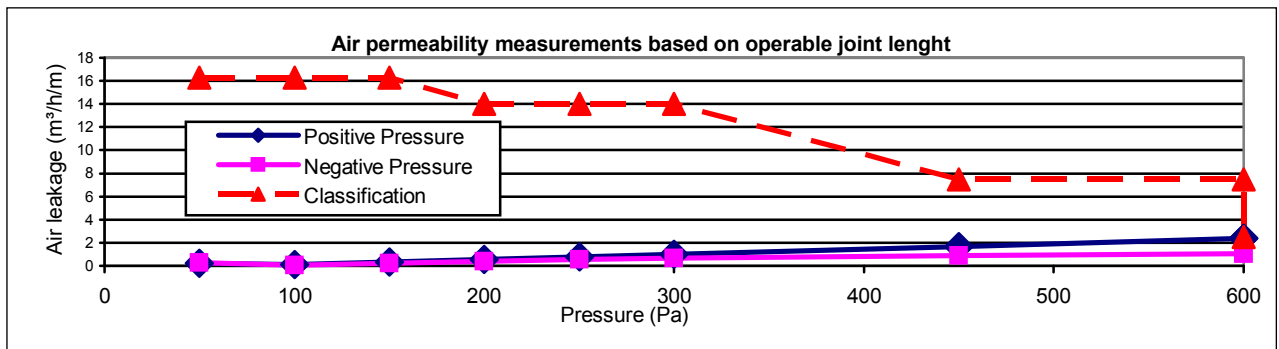
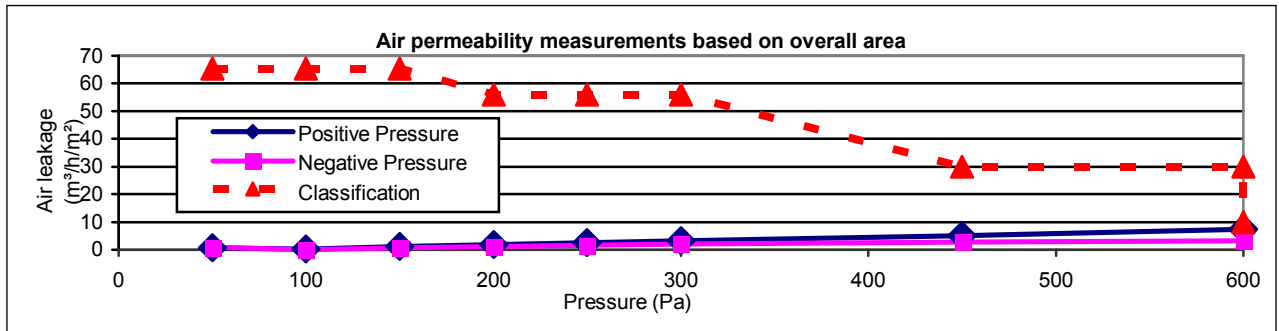
Air permeability measurements based on operable joint length;

POSITIVE PRESSURE			
ϕ_3	Test Pressure (Pa)	Air Leakage (m ³ /h)	Air Leakage (m ³ /h/m)
ϕ_3	50	0,70	0,23
ϕ_3	100	0,29	0,09
ϕ_3	150	1,08	0,35
ϕ_3	200	1,74	0,56
ϕ_3	250	2,43	0,79
ϕ_3	300	3,14	1,01
ϕ_3	450	5,14	1,66
ϕ_3	600	7,39	2,39

Test No : 2016.597.04 / 13.05.2016

NEGATIVE PRESSURE			
ϕ_4	Test Pressure (Pa)	Air Leakage (m ³ /h)	Air Leakage (m ³ /h/m)
ϕ_4	50	0,94	0,30
ϕ_4	100	0,08	0,03
ϕ_4	150	0,67	0,22
ϕ_4	200	1,24	0,40
ϕ_4	250	1,71	0,55
ϕ_4	300	2,09	0,68
ϕ_4	450	2,77	0,89
ϕ_4	600	3,18	1,03

Test No : 2016.597.03 / 13.05.2016



7.3 Watertightness Under Static Pressure

Before starting the test, 3 pulses at 660 Pa were applied to the sample. Waiting duration between each impacts were 3 seconds. An adjustable device for spraying water 2,0 l/m².min so that a constant and continuous film was applied to the outside surface of the specimen.

The amount of water applied to the facade = 2,0 l/min x 1,68 m² = 3,36 l/min. = 201,60 l/h

Observations

Pressure Value (Pa)	Time Period (min)	Observations
0	15	No water leakage was observed.
50	5	No water leakage was observed.
100	5	No water leakage was observed.
150	5	No water leakage was observed.
200	5	No water leakage was observed.
250	5	No water leakage was observed.
300	5	No water leakage was observed.
450	5	No water leakage was observed.
600	5	No water leakage was observed.

Test No : 2016.597.06 / 16.05.2016

7.4 Resistance to Wind Load

Before starting the test, 3 pulses at 1320 Pa for positive and negative design load test. Waiting duration between each impacts were 3 seconds. During the tests, the test pressure values are applied for 30 seconds.

Acceptable proportion at resistance to wind load:

Position: Vertical distance for mullion at middle axis

Scale: **Vertical** **1400 mm**

The measured frontal deflection between points of the structural support should not exceed the minimum of 1/300 or 1/200 or 1/150 of the framing member's span. The limit values are as below:

L=1400 **L/ 300 = 4,66 mm** **L/200 = 7,00 mm** **L/150 = 9,33 mm**

Specimen dimensions and sensor replacement coordinates;

	X coordinates (mm)	Y coordinates (mm)
External Dimensions	1200	1400
Sensor 1 Replacement	40	80
Sensor 2 Replacement	40	700
Sensor 3 Replacement	40	1320

Frontal deflection measurement results on the profile;

Positive Pressure (Pa)	Point 1 (mm)	Point 2 (mm)	Point 3 (mm)	Frontal Deflection λ_1 (mm)	Negative Pressure (Pa)	Point 1 (mm)	Point 2 (mm)	Point 3 (mm)	Frontal Deflection λ_2 (mm)
0	0,0	0,0	0,0	0,0	0	0,0	0,0	0,0	0,0
1200	0,02	0,42	0,16	0,33	1200	0,09	0,39	0,13	0,28
0	0,11	0,06	0,03	0,10	0	0,02	0,01	0,02	0,01

Test No : 2016.597.07 / 16.05.2016

Test No : 2016.597.08 / 16.05.2016

Relevant to limit values, the specimen's frontal deflection values are suitable according to requirements of EN 12210 standard as seen above table. As a consequence, no damage was observed at ± 1200 Pa on the sample at the end of the wind resistance test.

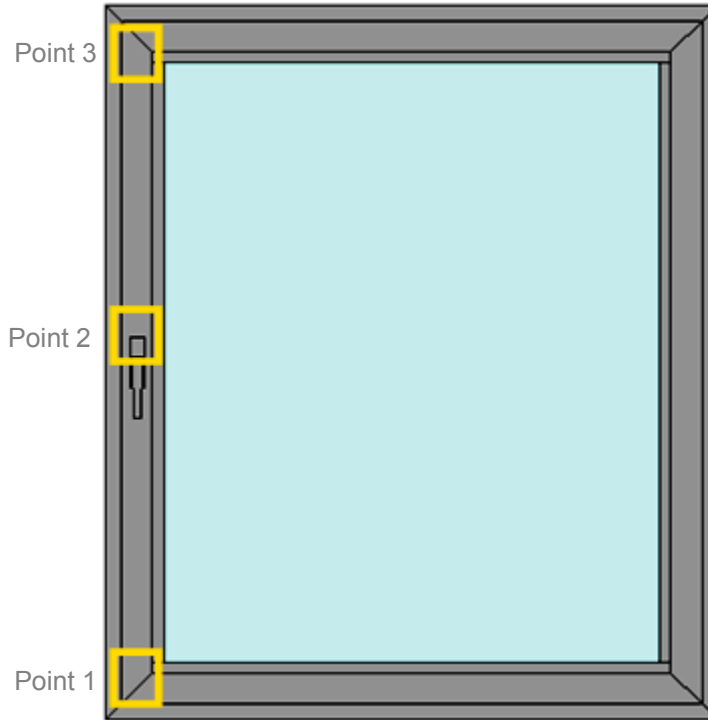
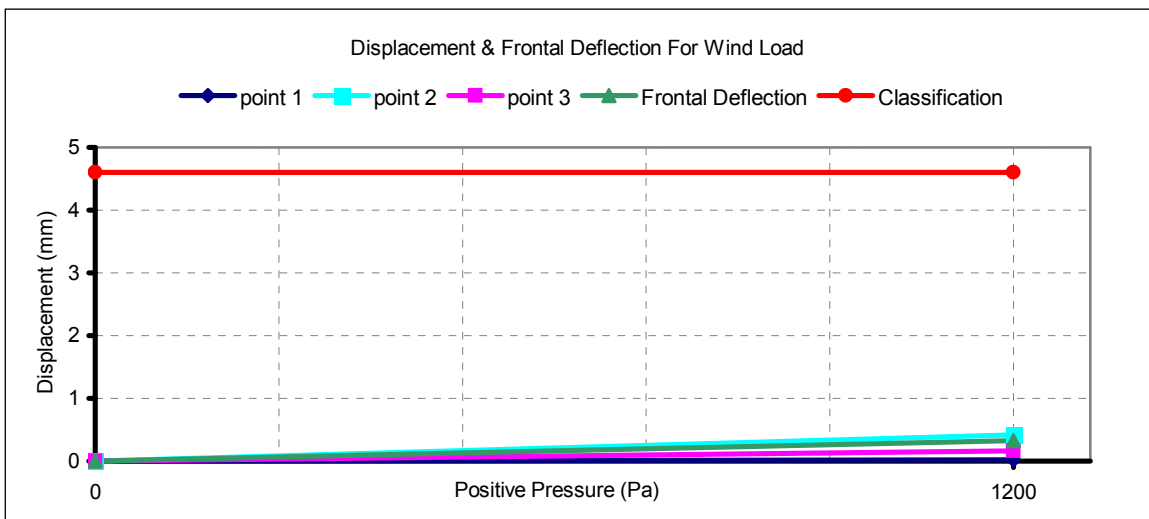
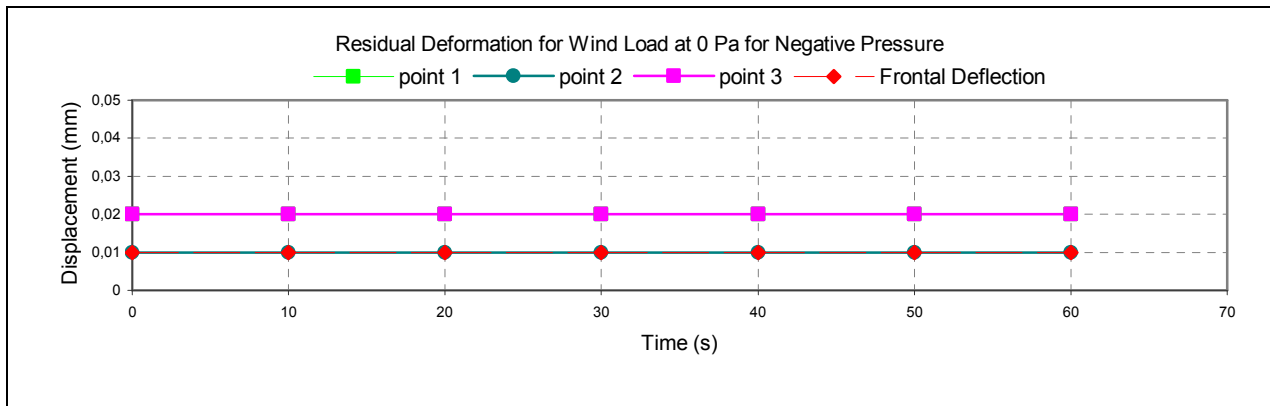
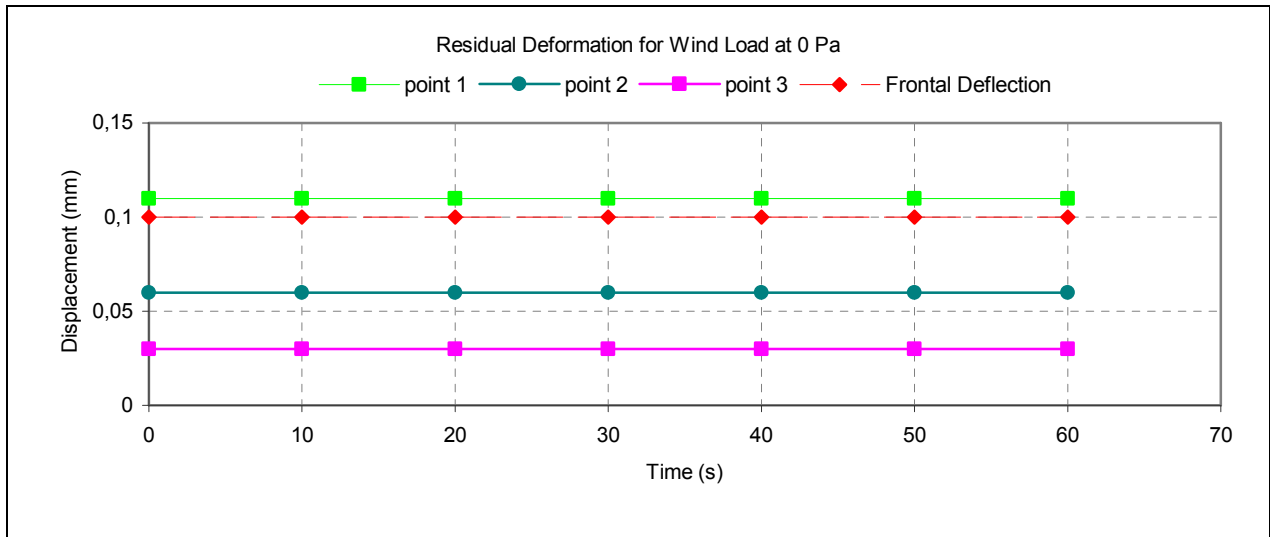
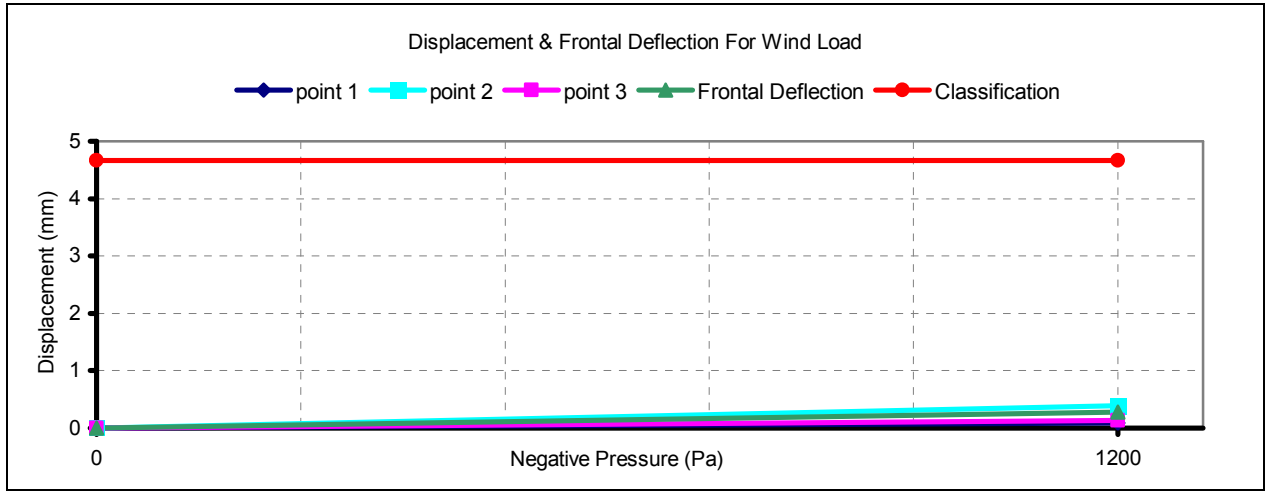


Figure 2. The view of specimen's frontal deflection's measurements location





7.5 Cycle

The test specimen was subjected to 50 cycles including negative and positive pressures, with the following features:

- Test pressure equal 600 Pa ;
- First step was negative, next was positive as was the last sequence of 50 impulses;
- Value \pm 600 Pa was maintained at for 5 s. After completion of the 50 cycles, there was no damage observed on the sample at the end of the test. \pm 600 Pa were applied for 50 cycle.

(Test no: 2016.597.09 / 16.05.2016)

7.6 Air Permeability (Repeat)

Before starting the test, 3 pulses at 660 Pa is applied to the sample. During the tests, the pressure at the following values is applied for 10 seconds.

Air permeability measurements based on overall area ;

POSITIVE PRESSURE			
ϕ_5	Test Pressure (Pa)	Air Leakage (m ³ /h)	Air Leakage (m ³ /h/m ²)
ϕ_5	50	1,27	0,76
ϕ_5	100	1,52	0,90
ϕ_5	150	2,01	1,20
ϕ_5	200	2,02	1,20
ϕ_5	250	2,66	1,58
ϕ_5	300	2,99	1,78
ϕ_5	450	3,22	1,92
ϕ_5	600	3,98	2,37

Test No : 2016.597.10 / 16.05.2016

NEGATIVE PRESSURE			
ϕ_6	Test Pressure (Pa)	Air Leakage (m ³ /h)	Air Leakage (m ³ /h/m ²)
ϕ_6	50	0,94	0,56
ϕ_6	100	1,28	0,76
ϕ_6	150	1,59	0,95
ϕ_6	200	1,91	1,14
ϕ_6	250	2,00	1,19
ϕ_6	300	2,28	1,36
ϕ_6	450	2,72	1,62
ϕ_6	600	3,43	2,04

Test No : 2016.597.11 / 16.05.2016

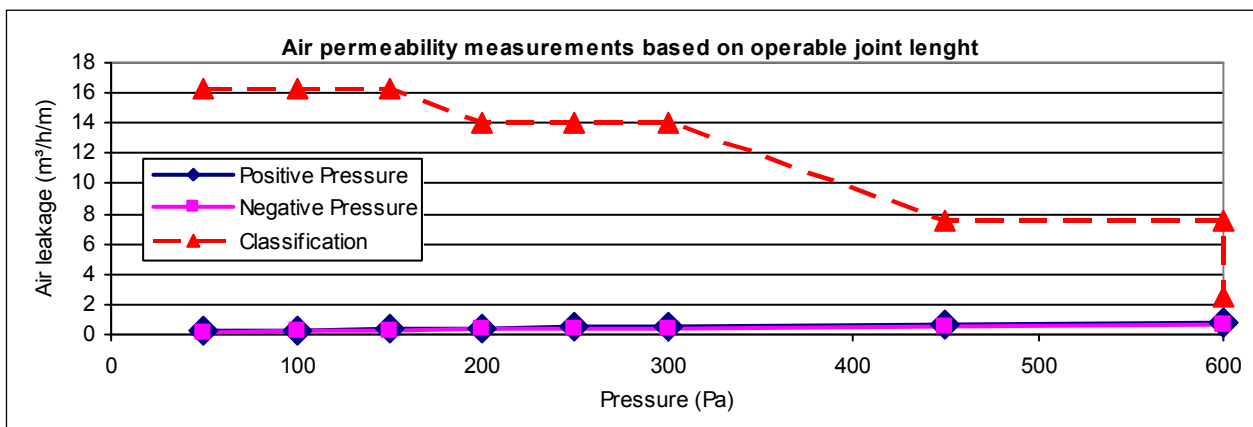
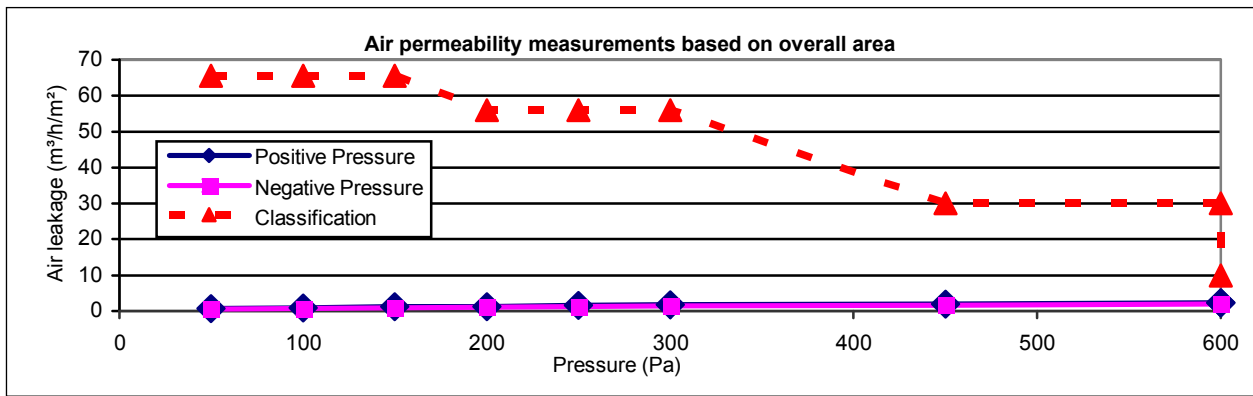
Air permeability measurements based on operable joint length;

POSITIVE PRESSURE			
ϕ_7	Test Pressure (Pa)	Air Leakage (m ³ /h)	Air Leakage (m ³ /h/m)
ϕ_7	50	0,76	0,24
ϕ_7	100	0,90	0,29
ϕ_7	150	1,20	0,39
ϕ_7	200	1,20	0,39
ϕ_7	250	1,58	0,51
ϕ_7	300	1,78	0,58
ϕ_7	450	1,92	0,62
ϕ_7	600	2,37	0,77

Test No : 2016.597.10 / 16.05.2016

NEGATIVE PRESSURE			
ϕ_8	Test Pressure (Pa)	Air Leakage (m ³ /h)	Air Leakage (m ³ /h/m)
ϕ_8	50	0,56	0,18
ϕ_8	100	0,76	0,25
ϕ_8	150	0,95	0,31
ϕ_8	200	1,14	0,37
ϕ_8	250	1,19	0,38
ϕ_8	300	1,36	0,44
ϕ_8	450	1,62	0,52
ϕ_8	600	2,04	0,66

Test No : 2016.597.11 / 16.05.2016





7.7 Increased Load Test (Safety Test - Secure Load)

Test Pressure	Applied		Observations
	Positive	Negative	
PE = ± 1800 Pa	1800	-1800	No damage was observed on the sample

Test No : 2016.597.12 / 16.05.2016

8. RESULTS

	CONDITIONS	RESULTS		CLASSIFICATION	FINAL
AIR PERMEABILITY EN 12207	at 900 Pa $\phi_1 < 10 \text{ m}^3/(\text{h.m}^2)$ at 900 Pa $\phi_2 < 2,5 \text{ m}^3/(\text{h.m})$	Positive Pressure	$\phi_1=7,39$ $\phi_2=2,39$	Class 4	Class 4
	at 900 Pa $\phi_3 < 10 \text{ m}^3/(\text{h.m}^2)$ at 900 Pa $\phi_4 < 2,5 \text{ m}^3/(\text{h.m})$	Negative Pressure	$\phi_3=3,18$ $\phi_4=1,03$	Class 4	
WATERTIGHTNESS (Static Pressure) EN 12208	There should be no water leakage at 600 Pa	Water leakage was observed at 600 Pa		Class 9A	Class 9A
RESISTANCE TO WIND LOAD (Design Load) EN 12210	1200 Pa, $C = L/300 = 4,66 \text{ mm}$ $\lambda_1 < C$	Positive Pressure	$\lambda_1 = 0,33$ mm	Class C3	Class C3
	1200 Pa, $C = L/300 = 4,66 \text{ mm}$ $\lambda_2 < C$	Negative Pressure	$\lambda_2 = 0,28$ mm	Class C3	
CYCLE TEST	There should be no damage during the test + 600 Pa and - 600 Pa for 50 cycle	No damage was observed on the sample.		OK	OK
AIR PERMEABILITY EN 12207 (Repeat)	at 600 Pa $\phi_1 < 10 \text{ m}^3/(\text{h.m}^2)$ at 600 Pa $\phi_2 < 2,5 \text{ m}^3/(\text{h.m})$	Positive Pressure	$\phi_5=2,37$ $\phi_6=0,77$	Class 4	Class 4
	at 600 Pa $\phi_3 < 10 \text{ m}^3/(\text{h.m}^2)$ at 600 Pa $\phi_4 < 2,5 \text{ m}^3/(\text{h.m})$	Negative Pressure	$\phi_7=2,04$ $\phi_8=0,66$	Class 4	Class 4
AIR PERMEABILITY (Compare)	$\phi_5 < 8,86 \text{ m}^3/(\text{h.m}^2)$ $\phi_6 < 2,86 \text{ m}^3/(\text{h.m})$	Positive Pressure	$\phi_5=2,37$ $\phi_6=0,77$	OK	OK
	$\phi_7 < 3,81 \text{ m}^3/(\text{h.m}^2)$ $\phi_8 < 1,23 \text{ m}^3/(\text{h.m})$	Negative Pressure	$\phi_7=2,04$ $\phi_8=0,66$	OK	
RESISTANCE TO SAFETY LOAD EN 12210	There should be no damage at +1800 Pa and -1800 Pa.	There was no damage on the sample.		OK	OK



Laboratory entrance of the sample




Laboratory entrance of the sample




Assembly process



Assembly process



Testing process



Testing process




Testing process




Testing process



Testing process



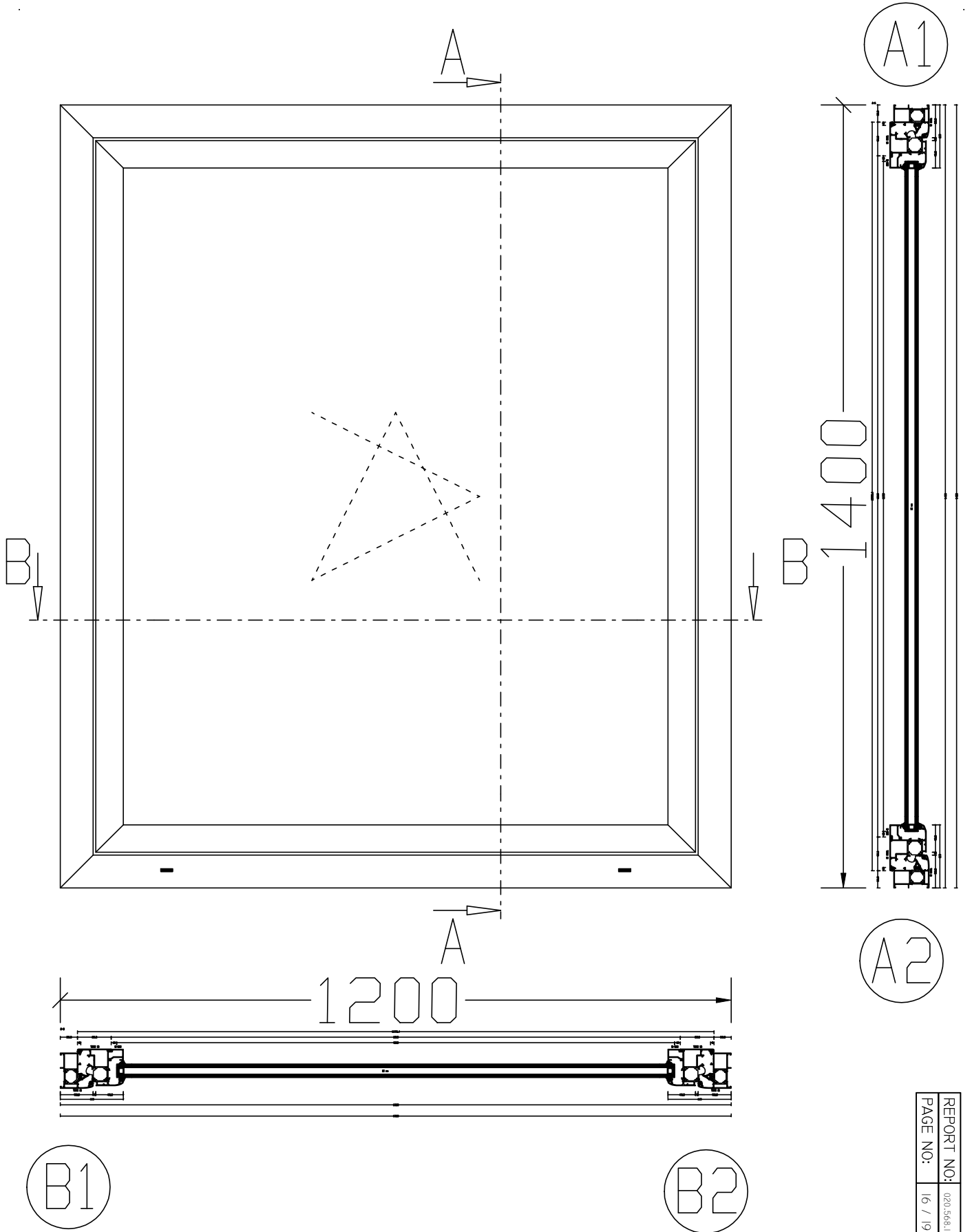
Testing process



Testing process



Testing process



REPORT NO: 020.568.1 / 2016
PAGE NO: 16 / 19

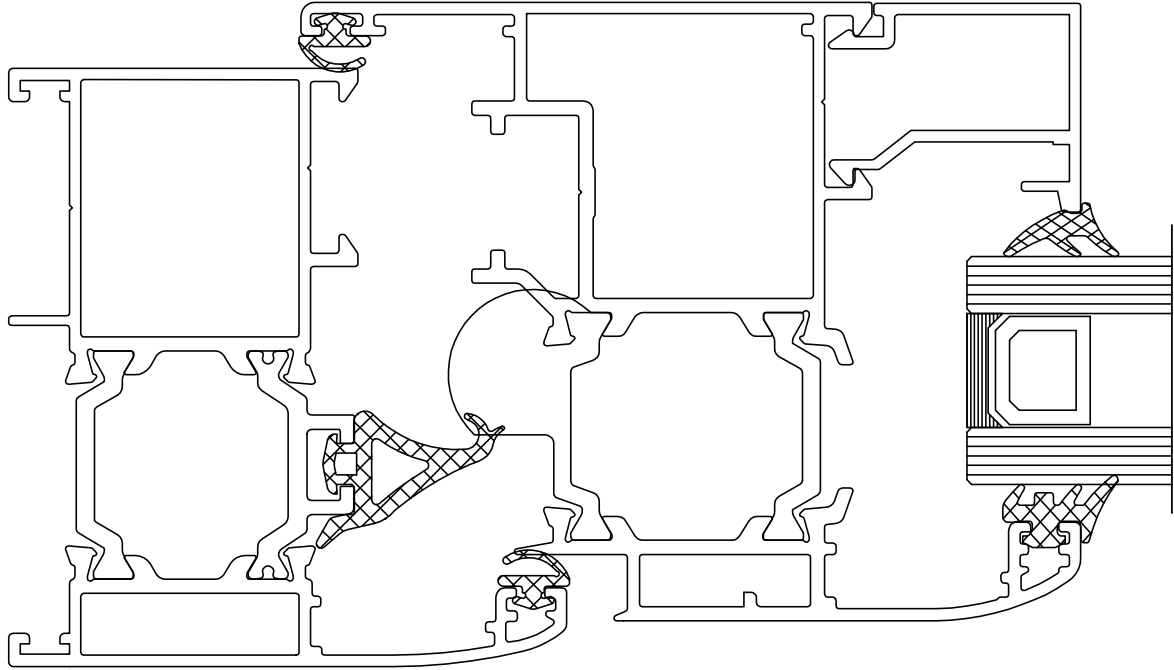
NOTIFIED BODY NO:	NB-2547	DETAIL:	ASISTAL TE62 SERIES WINDOW AND DOOR SYSTEM		
ACCREDITATION NO:	AB-0531-T		ASIST ALÜMİNYUM PROFİL SAN. VE TİC. A.Ş.		
REPORT NO:	020.568.1 / 2016	PROJECT CODE:	2016.597	DATE:	26.05.2016
PREPARED BY:	S.BAYRAKTAR	CLIENT:	ASIST ALÜMİNYUM PROFİL SAN. VE TİC. A.Ş.	REV.NO:	A
CONTROL BY:	S. COLAK	EXPLANATION:	AIR INFILTRATION, WATER PENETRATION (UNDER STATIC PRESSURE), WIND RESISTANCE, CYCLE TEST AND EXTREME WIND LOAD RESISTANCE		



B1

TE62 15

11-022

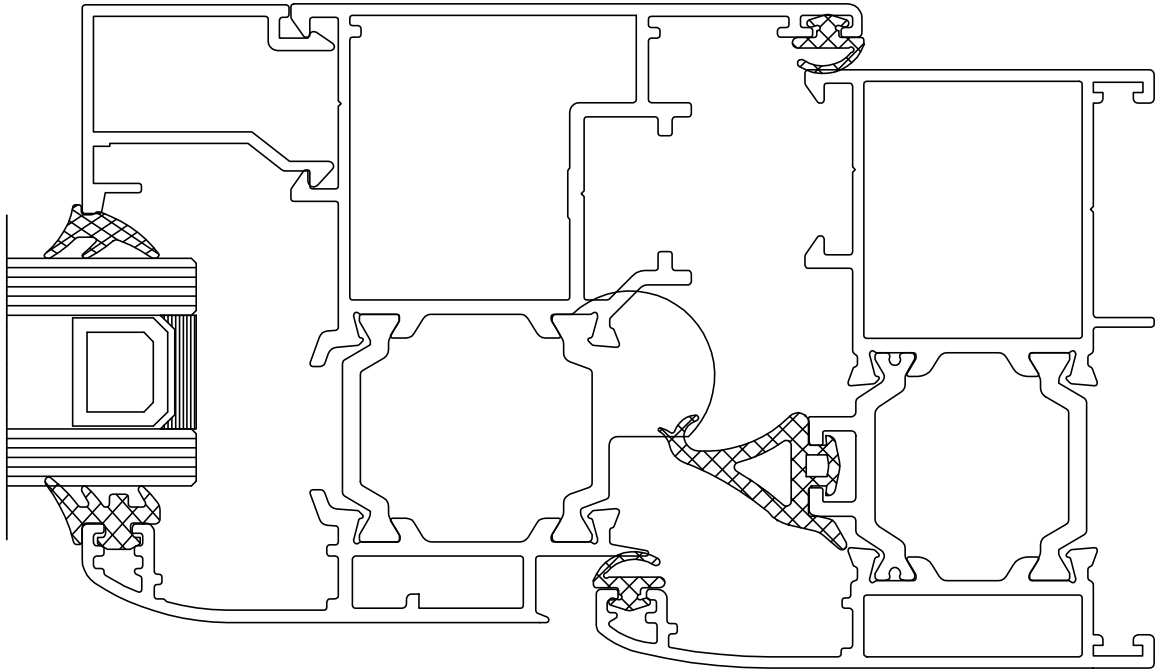


TE62 01

B2

11-022

TE62 15



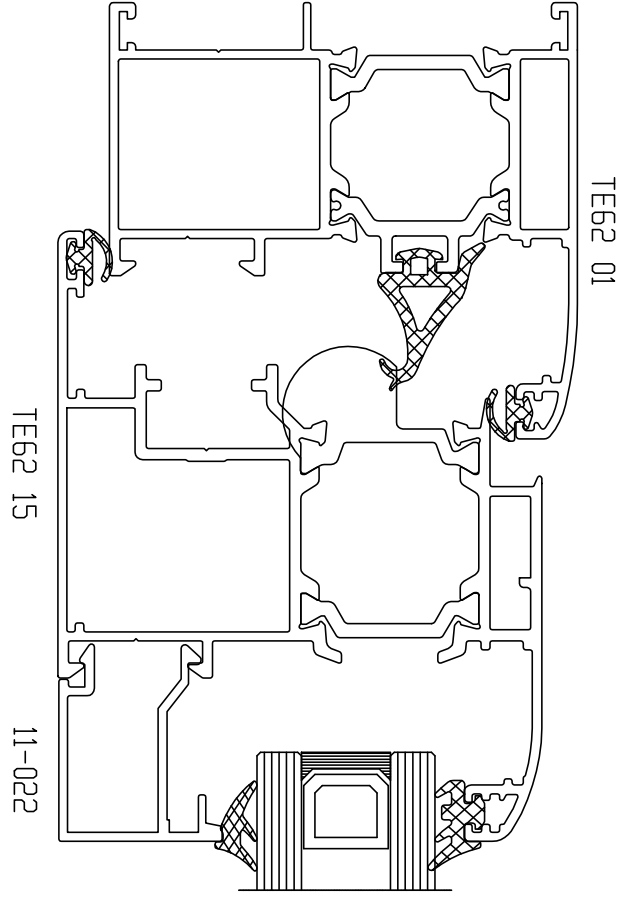
TE62 01

REPORT NO: 020.568.1 / 2016
PAGE NO: 17 / 19

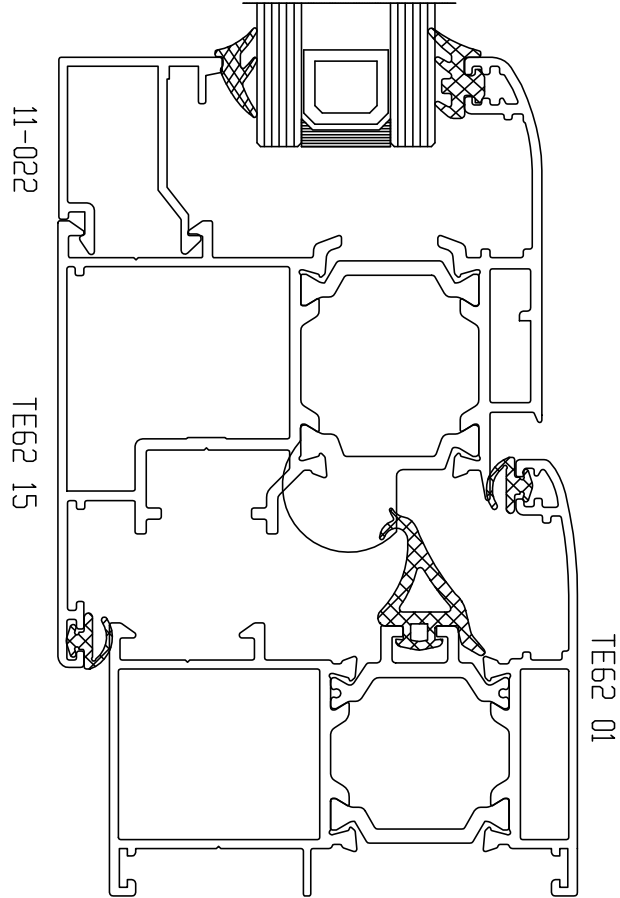
NOTIFIED BODY NO:	NB-2547	DETAIL: ASISTAL TE62 SERIES WINDOW AND DOOR SYSTEM / SECTION B1 - B2			
ACCREDITATION NO:	AB-0531-T	ASIST ALÜMİNYUM PROFİL SAN. VE TİC. A.Ş.			
REPORT NO:	020.568.1 / 2016	PROJECT CODE:	2016.597	DATE:	26.05.2016
PREPARED BY:	S.BAYRAKTAR	CLIENT:	ASIST ALÜMİNYUM PROFİL SAN. VE TİC. A.Ş.	REV.NO:	A
CONTROL BY:	S. COLAK	EXPLANATION:	AIR INFILTRATION, WATER PENETRATION (UNDER STATIC PRESSURE), WIND RESISTANCE, CYCLE TEST AND EXTREME WIND LOAD RESISTANCE.		

FM

F.15.21 REV.NO:A OCAK 2012



A1



A2


REPORT NO: 020.568.1 / 2016
PAGE NO: 18 / 19

NOTIFIED BODY NO:	NB-2547	DETAIL: ASISTAL TE62 SERIES WINDOW AND DOOR SYSTEM / SECTION A1 - A2			
ACCREDITATION NO:	AB-0531-T	ASIST ALÜMİNYUM PROFİL SAN. VE TİC. A.Ş.			
REPORT NO:	020.568.1 / 2016	PROJECT CODE:	2016.597	DATE:	26.05.2016
PREPARED BY:	S.BAYRAKTAR	CLIENT:	ASIST ALÜMİNYUM PROFİL SAN. VE TİC. A.Ş.	REV.NO:	A
CONTROL BY:	S. COLAK	EXPLANATION:	AIR INFILTRATION, WATER PENETRATION (UNDER STATIC PRESSURE), WIND RESISTANCE, CYCLE TEST AND EXTREME WIND LOAD RESISTANCE.		



Tilt&Turn hardware K / A

Basic security



Application range

Basic security			
Hinge side	SW	SH	Weight
K	230-1600 mm	280-2600 mm	max. 100kg or 130 kg
A	230-1600 mm	280-2600 mm	max. 100kg

Application diagram refer to chapter Diagrams/Profile cross sections

- 1 T&T espagnolette
- 2 Corner drive
- 3 T&T corner drive
- 4 Stay guide
- 5 Stay corner drive
- 6 Stay arm
- 7 Stay-bearing pin
- 8 Stay bearing
- 9 Corner hinge
- 10 Pivot rest
- 11 Centre lock
- 12 Tilt striker
- 13 Striker
- 14 Lifting mishandling device
- 15 Bullet catch
- 18 Additional scissor stay
- 19 Profile-related packer

NOTIFIED BODY NO:	NB-2547	DETAIL:	ASISTAL TE62 SERIES WINDOW AND DOOR SYSTEM / SASH - LOCKING DETAILS AND ACCESSORIES		
ACCREDITATION NO:	AB-0531-T		ASIST ALÜMİNYUM PROFİL SAN. VE TİC. A.Ş.		
REPORT NO:	020.568.1 / 2016	PROJECT CODE:	2016.597	DATE:	26.05.2016
PREPARED BY:	S.BAYRAKTAR	CLIENT:	ASIST ALÜMİNYUM PROFİL SAN. VE TİC. A.Ş.	REV.NO:	A
CONTROL BY:	S. COLAK	EXPLANATION:	AIR INFILTRATION, WATER PENETRATION (UNDER STATIC PRESSURE), WIND RESISTANCE, CYCLE TEST AND EXTREME WIND LOAD RESISTANCE.		

