












PLİSE SİNEKLİK PROFİLLERİ

PLEATED FLYSCREEN PROFILES

ASISTAL

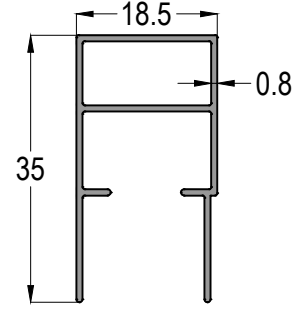
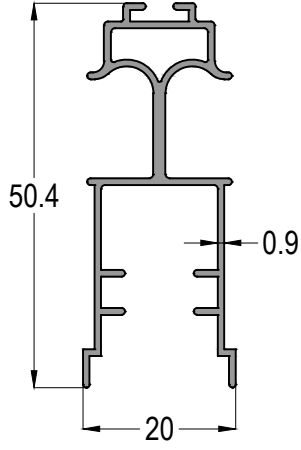
PROFİL VE AKSESUAR LİSTESİ - PROFILE AND ACCESSORY LISTS

| | | | | | |
|---|--|---|---|--|---|
| 1940 | |  | ASI 233 | |  |
| KANAT PROFİLİ <i>SASH PROFILE</i> | AĞIRLIK / Weight 0,393 kg/mt | | PLİSE SİNEKLİK MİKNATISI <i>PLEATED INSECT SCREEN MAGNET</i> | KOLİ MİKTARI / Package ADET / Piece | |
| 1941 | |  | | | |
| KASA PROFİLİ <i>FRAME PROFILE</i> | AĞIRLIK / Weight 0,236 kg/mt | | | | |
| ASI 301 | |  | | | |
| KÖŞE TAKOZU <i>CORNER PLUG</i> | KOLİ MİKTARI / Package ADET / Piece | | | | |
| ASI 302 | |  | | | |
| İP DÖNÜŞ VE STOPLAMA PARÇASI <i>ROPE TURN & STOP PART</i> | KOLİ MİKTARI / Package ADET / Piece | | | | |
| ASI 303 | |  | | | |
| KANAT TEKERİ <i>SASH WHEEL</i> | KOLİ MİKTARI / Package ADET / Piece | | | | |
| ASI 304 | |  | | | |
| KLİPS <i>CLIPS</i> | KOLİ MİKTARI / Package ADET / Piece | | | | |
| ASI 306 | |  | | | |
| KANAL KAPATMA PLASTİĞİ <i>CHANNEL CLOSING PLASTIC</i> | KOLİ MİKTARI / Package ADET / Piece | | | | |
| ASI 336 | |  | | | |
| PLASTİK ŞERİT <i>PLASTIC STRIP</i> | KOLİ MİKTARI / Package ADET / Piece | | | | |
| ASI 307 | |  | | | |
| ÇİFT TARAFLI BANT <i>DOUBLE SIDED TAPE</i> | KOLİ MİKTARI / Package ADET / Piece | | | | |
| ASI 308 | |  | | | |
| PLİSE SİNEKLİK İPİ <i>PLEATED INSECT SCREEN ROPE</i> | KOLİ MİKTARI / Package ADET / Piece | | | | |

Profil ağırlıklarımız teorik olup; teslim anındaki tartımız geçerlidir.
Profile weights are theoretical and the weight at the time of delivery is valid.

PLİSE SİNEKLİK PROFİLLERİ

PLEATED FLYSCREEN PROFILES



| | |
|------|------------------|
| 1940 | |
| | AĞIRLIK / Weight |
| | 0,393 kg/mt |

| | |
|------|------------------|
| 1941 | |
| | AĞIRLIK / Weight |
| | 0,236 kg/mt |