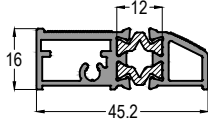
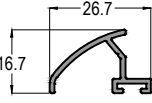
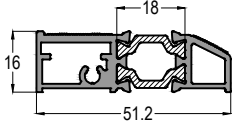
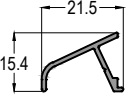
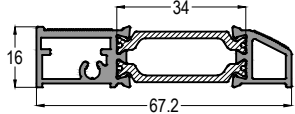
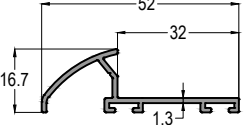
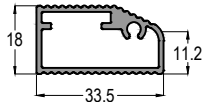
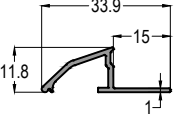
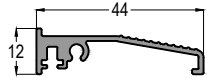
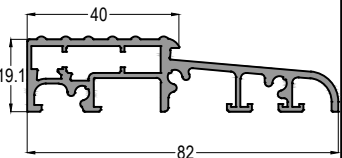
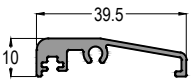


# DAMLALIK VE EŐİK PROFİLLERİ

## WATER CAP & THRESHOLD PROFILES

**ASISTAL**

### PROFİL LİSTESİ - PROFILE LISTS

12-31			12-01		
EŐİK PROFİLİ THRESHOLD PROFILE	AĞIRLIK / Weight 0,732 kg/mt		DAMLALIK PROFİLİ WATER CAP PROFILE	AĞIRLIK / Weight 0,198 kg/mt	
12-32			12-02		
EŐİK PROFİLİ THRESHOLD PROFILE	AĞIRLIK / Weight 0,791 kg/mt		DAMLALIK PROFİLİ WATER CAP PROFILE	AĞIRLIK / Weight 0,135 kg/mt	
12-38			12-03		
EŐİK PROFİLİ THRESHOLD PROFILE	AĞIRLIK / Weight 0,865 kg/mt		DAMLALIK PROFİLİ WATER CAP PROFILE	AĞIRLIK / Weight 0,314 kg/mt	
12-33			12-04		
EŐİK PROFİLİ THRESHOLD PROFILE	AĞIRLIK / Weight 0,412 kg/mt		DAMLALIK PROFİLİ WATER CAP PROFILE	AĞIRLIK / Weight 0,167 kg/mt	
12-34					
EŐİK PROFİLİ THRESHOLD PROFILE	AĞIRLIK / Weight 0,340 kg/mt				
12-36					
EŐİK PROFİLİ THRESHOLD PROFILE	AĞIRLIK / Weight 1,070 kg/mt				
12-37					
EŐİK PROFİLİ THRESHOLD PROFILE	AĞIRLIK / Weight 0,350 kg/mt				

Profil ağırlıklarımız teorik olup; teslim anındaki tartımız geçerlidir.

Profile weights are theoretical and the weight at the time of delivery is valid.