
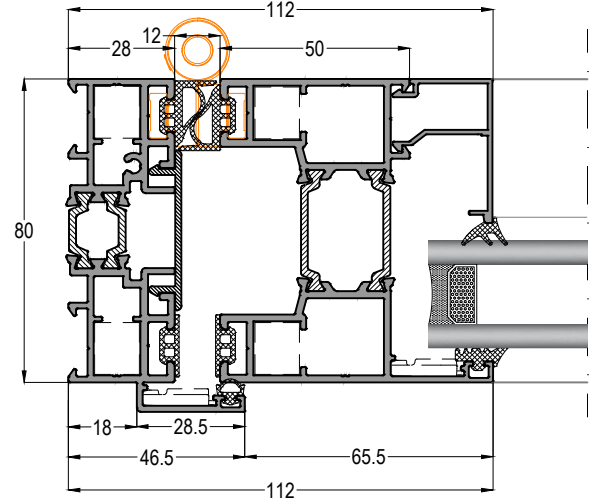
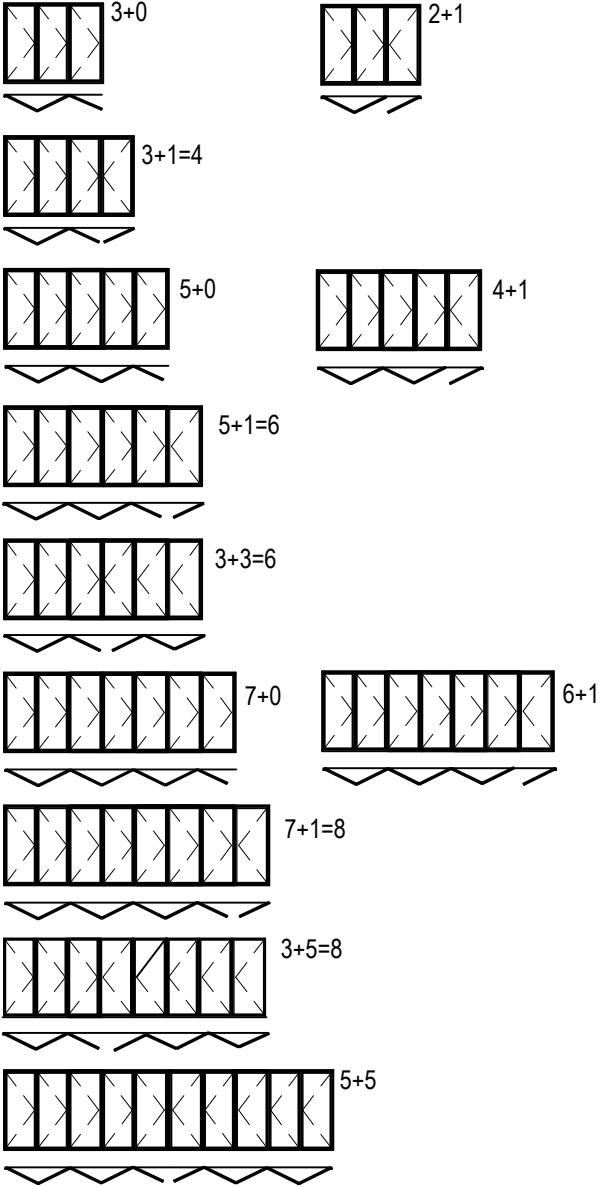


FDT80

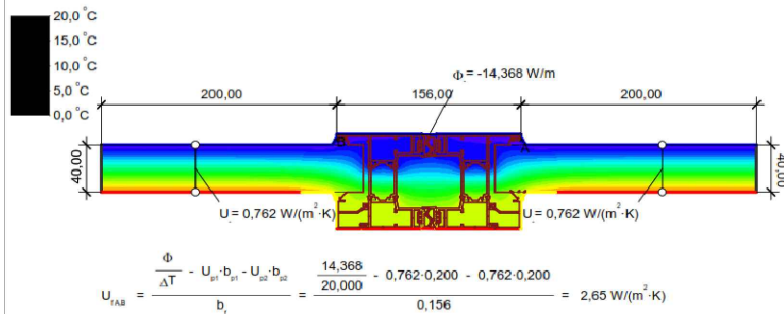
YALITIMLI KATLANIR KAPI SİSTEMİ
THERMAL FOLDING DOOR SYSTEM

İÇE VEYA DIŞA AÇILIR

INWARD OR OUTWARD OPENING

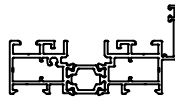

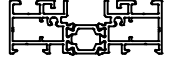

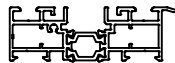

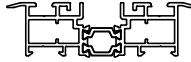

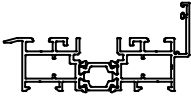
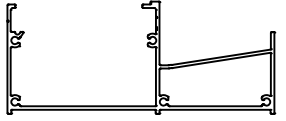
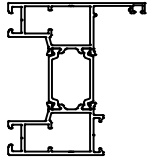

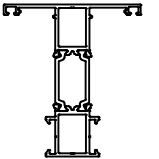
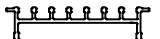

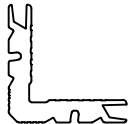




| | |
|-----------------------|--------------|
| KASA DERİNLİĞİ | : 80 mm |
| Frame Depth | |
| KANAT DERİNLİĞİ | : 80 mm |
| Sash Depth | |
| SİSTEM ET KALINLIĞI | : 1,8 mm |
| System Wall Thickness | |
| ISI BARİYERİ | : 32 mm |
| Insulation Barrier | |
| CAM KALINLIĞI | : 24 - 62 mm |
| Glass Thickness | |



PROFİL VE AKSESUAR LİSTELERİ
PROFILE & ACCESSORIES LISTS


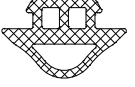





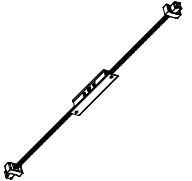




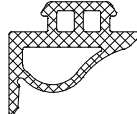

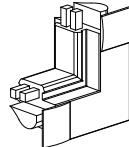

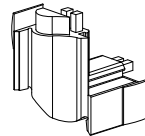

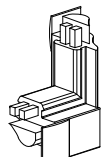

PROFİL LİSTESİ - PROFILES LIST


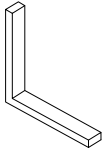

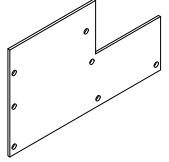

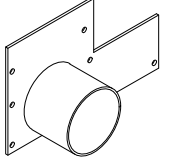
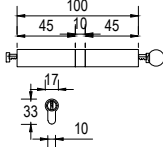
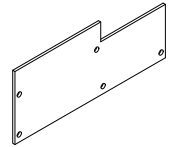
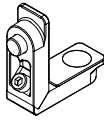
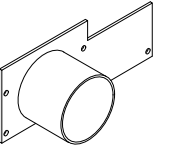
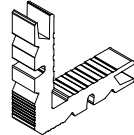

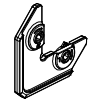

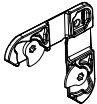
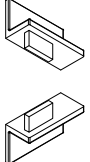
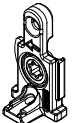
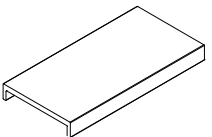
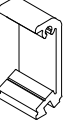
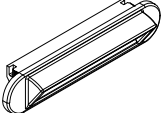
| | | | | | |
|--|---------------------------------|---|--|---------------------------------|---|
| FDT80 01 | |  | FDT80 46 | |  |
| KASA PROFİLİ FRAME PROFILE | AĞIRLIK / Weight 1,838 kg/mt | | ADAPTÖR PROFİLİ ADAPTER PROFILE | AĞIRLIK / Weight 0,236 kg/mt | |
| FDT80 02 | |  | FDT80 47 | |  |
| KASA PROFİLİ FRAME PROFILE | AĞIRLIK / Weight 1,684 kg/mt | | ADAPTÖR PROFİLİ ADAPTER PROFILE | AĞIRLIK / Weight 0,415 kg/mt | |
| FDT80 03 | |  | 12-62 | |  |
| ALT KASA PROFİLİ BOTTOM FRAME PROFILE | AĞIRLIK / Weight 1,696 kg/mt | | TİJ PROFİLİ CONNECTING ROD | AĞIRLIK / Weight 0,192 kg/mt | |
| FDT80 04 | |  | FC12-195-20 | |  |
| ALT KASA PROFİLİ BOTTOM FRAME PROFILE | AĞIRLIK / Weight 1,712 kg/mt | | TİJ PROFİLİ CONNECTING ROD | AĞIRLIK / Weight 0,120 kg/mt | |
| FDT80 05 | |  | DR-001 | |  |
| ALT KASA PROFİLİ BOTTOM FRAME PROFILE | AĞIRLIK / Weight 1,853 kg/mt | | DRENAJ KANAL PROFİLİ WATER DRAINAGE PROFILE | AĞIRLIK / Weight 1,998 kg/mt | |
| FDT80 11 | |  | DR-002 | |  |
| Jx cm ⁴ 32,36 | Jy cm ⁴ 88,07 | | DRENAJ KANAL UZATMA PROFİLİ WATER DRAINAGE ADDITIONAL PROFILE | AĞIRLIK / Weight 0,918 kg/mt | |
| FDT80 21 | |  | DR-003 | |  |
| Jx cm ⁴ 45,20 | Jy cm ⁴ 9,94 | | DRENAJ KANAL KAPAK PROFİLİ WATER DRAINAGE COVER PROFILE | AĞIRLIK / Weight 0,724 kg/mt | |
| FDT80 43 | |  | 10-010119-00 | |  |
| ADAPTÖR PROFİLİ ADAPTER PROFILE | AĞIRLIK / Weight 1,006 kg/mt | | KÖŞE TAKOZU-11,9mm CORNER JOINT PROFILE | AĞIRLIK / Weight 2,843 kg/mt | |
| FDT80 44 | |  | | | |
| ADAPTÖR PROFİLİ ADAPTER PROFILE | AĞIRLIK / Weight 0,190 kg/mt | | | | |
| FDT80 45 | |  | | | |
| ADAPTÖR PROFİLİ ADAPTER PROFILE | AĞIRLIK / Weight 0,437 kg/mt | | | | |

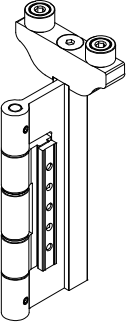
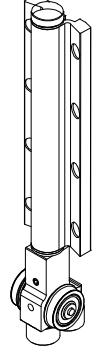
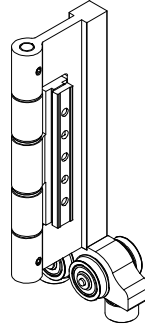

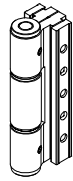
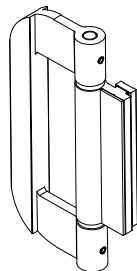
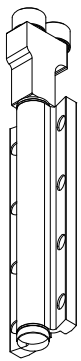
Profil ağırlıklarımız teorik olup; teslim anındaki tartımız geçerlidir.

Profile weights are theoretical and the weight at the time of delivery is valid.

AKSESUAR LİSTESİ - ACCESSORIES LIST

| | | | | | |
|--|---|---|--|--------------------------------------|---|
| EP1-01 | |  | EP80-02 | |  |
| DIŞ CAM FİTİLİ - 3,5 mm <i>OUTER GLAZING GASKET</i> | KOLİ MİKTARI/Package 240 mt / 15 kg | | KASA BİNİ FİTİLİ <i>GASKET FOR FRAME</i> | KOLİ MİKTARI/Package mt / kg | |
| KC 02 | |  | EP80-03 | |  |
| CAM FİTİLİ - 2 mm <i>GLAZING GASKET</i> | KOLİ MİKTARI/Package 100 mt / 4,5 kg | | KANAL FİTİLİ <i>GASKET</i> | KOLİ MİKTARI/Package mt / kg | |
| EP2-01 | |  | EP80-04 | |  |
| İÇ CAM FİTİLİ - 3 mm <i>INNER GLAZING GASKET</i> | KOLİ MİKTARI/Package 440 mt / 15 kg | | KANAL FİTİLİ <i>GASKET</i> | KOLİ MİKTARI/Package mt / kg | |
| EP2-02 | |  | FDA-KIT 01 | |  |
| İÇ CAM FİTİLİ - 4 mm <i>INNER GLAZING GASKET</i> | KOLİ MİKTARI/Package 300 mt / 15 kg | | ÇİFT YÖNLÜ KİLİTLEME <i>GEAR BOX-TWO WAY</i> | KOLİ MİKTARI/Package Takım / Set | |
| EP2-03 | |  | FDT80-PL06 | |  |
| İÇ CAM FİTİLİ - 5 mm <i>INNER GLAZING GASKET</i> | KOLİ MİKTARI/Package 250 mt / 15 kg | | FDA-KIT 01 DESTEK PLASTİĞİ <i>REINFORCED PVC FOR FDT80-KIT 01</i> | KOLİ MİKTARI/Package Adet / Piece | |
| EP3-03 | |  | ASI-LS 314790 | |  |
| KANAT BİNİ FİTİLİ <i>SASH GASKET</i> | KOLİ MİKTARI/Package 430 mt / 15 kg | | İSPANYOLET KİLİTLEME <i>MULTIPOINT LOCK WITH KEY</i> | KOLİ MİKTARI/Package Adet / Piece | |
| EP80-01 | |  | ASI-LS 301640 | |  |
| KANAT BİNİ FİTİLİ <i>GASKET FOR OPEN JOINT</i> | KOLİ MİKTARI/Package mt / kg | | İSPANYOLET KİLİT KARŞILIĞI <i>LOCK STRIKES FOR MULTIPOINT LOCK</i> | KOLİ MİKTARI/Package Adet / Piece | |
| EP80-V01 | |  | ASI-RP 314750 | |  |
| VULKANİZE FİTİL <i>GASKET FOR CORNER</i> | KOLİ MİKTARI/Package mt / kg | | TİJ PİMİ <i>ROD PROFILE LOCKING</i> | KOLİ MİKTARI/Package Adet / Piece | |
| EP80-V02 | |  | ASI-RS 311100 | |  |
| VULKANİZE FİTİL <i>GASKET FOR CORNER</i> | KOLİ MİKTARI/Package mt / kg | | PİM KARŞILIK <i>ROD PROFILE STRIKE</i> | KOLİ MİKTARI/Package Adet / Piece | |
| EP80-V03 | |  | ASI-DH 002 | |  |
| VULKANİZE FİTİL <i>GASKET FOR CORNER</i> | KOLİ MİKTARI/Package mt / kg | | KAPI KOLU <i>DOOR HANDLE</i> | KOLİ MİKTARI/Package Adet / Piece | |

| | | | | | |
|--|--|---|---|--------------------------------------|---|
| FDA-K 01 | |  | FDT80-B01 | |  |
| ÇİFT YÖNLÜ KİLİTLEME KOLU <i>GEAR BOX-HANDLE</i> | KOLİ MİKTARI/Package Adet / Piece | | KASA BAĞLANTI PARÇAS <i>FRAME JOINT PART</i> | KOLİ MİKTARI/Package Adet / Piece | |
| ASI-INR 04 - 10.25.005 | |  | DR-KAP 01 | |  |
| ÇELİK RAY <i>STEEL RAIL</i> | KOLİ MİKTARI/Package 3 mt / Adet | | DRENAJ KANAL KAPAK <i>WATER DRAINAGE COVER</i> | KOLİ MİKTARI/Package Adet / Piece | |
| KF 67-1000 | |  | DR-KAP 02 | |  |
| FIRÇA FİTİL - 10mm <i>BRUSH GASKET</i> | KOLİ MİKTARI/Package 800 mt | | DRENAJ KANAL KAPAK <i>WATER DRAINAGE COVER</i> | KOLİ MİKTARI/Package Adet / Piece | |
| ASI-BRL 100S | |  | DR-KAP 03 | |  |
| 100 LÜK SİMETRİK BAREL <i>SYMMETRIC CYLINDER 100</i> | KOLİ MİKTARI/Package Adet / Piece | | DRENAJ KANAL KAPAK <i>WATER DRAINAGE COVER</i> | KOLİ MİKTARI/Package Adet / Piece | |
| ASI-PB 1214 | |  | DR-KAP 04 | |  |
| PİMLİ KÖŞE BAĞLANTI <i>CORNER JOINT</i> | KOLİ MİKTARI/Package Adet / Piece | | DRENAJ KANAL KAPAK <i>WATER DRAINAGE COVER</i> | KOLİ MİKTARI/Package Adet / Piece | |
| ASI-KT 1214 | |  | FDA STP 01 | |  |
| KÖŞE TAKOZU <i>CORNER JOINT</i> | KOLİ MİKTARI/Package Adet / Piece | | MİKNATISLI KANAT TUTUCU <i>MAGNETIC SASH STOPER</i> | KOLİ MİKTARI/Package Adet / Piece | |
| ASI-FUJI 2000 | |  | FDT80-PL01 | |  |
| AYARLI KÖŞE GÖNYESİ <i>CORNER ALIGNMENT</i> | KOLİ MİKTARI/Package 200 Adet / Piece | | PVC KAPAK PROFİLİ <i>PVC COVER PROFILE</i> | KOLİ MİKTARI/Package 6mt / Adet | |
| ASI-FUJI 2500 | |  | FDT80-PL02 | |  |
| AYARLI ORTA KAYIT BAĞLANTI <i>T JOINT CONNECTION</i> | KOLİ MİKTARI/Package Adet / Piece | | PVC KAPAK PROFİLİ <i>PVC COVER PROFILE</i> | KOLİ MİKTARI/Package Takım / Set | |
| ASI-FUJI 2700 | |  | FDT80-PL03 | |  |
| AYARLI ORTA KAYIT BAĞLANTI <i>T JOINT CONNECTION</i> | KOLİ MİKTARI/Package Adet / Piece | | CAM DESTEK TAKOZU <i>GLASS SUPOORT</i> | KOLİ MİKTARI/Package Adet / Piece | |
| ASI-DB 9114 | |  | FDT80-PL05 | |  |
| DİK BAĞLANTI <i>T - JOINT CONNECTION</i> | KOLİ MİKTARI/Package Adet / Piece | | SU TAHLİYE KAPAĞI <i>WATER DRAINAGE COVER</i> | KOLİ MİKTARI/Package Adet / Piece | |

| | | | | | |
|--|-------------------------------------|---|--|--------------------------------------|---|
| FDA80-H01 | |  | FDA80-H06 | |  |
| ÜST TEKER TAKIMI <i>UPPER TROLLEY</i> | KOLİ MİKTARI/Package Takım / Set | | ALT SON KANAT TEKER <i>BOTTOM END SASH TROLLEY</i> | KOLİ MİKTARI/Package Takım / Set | |
| FDA80-H02 | |  | PNC-FDT62 (Pnömatik) | |  |
| ALT TEKER TAKIMI <i>BOTTOM TROLLEY</i> | KOLİ MİKTARI/Package Takım / Set | | PİMLİ BAĞLANTI PANÇ MAKİNESİ <i>PUNCH MACHINE FOR CORNER JOINT WITH BUTTON</i> | KOLİ MİKTARI/Package Adet / Piece | |
| FDA80-H03 | |  | | | |
| MENTEŞE <i>HINGE</i> | KOLİ MİKTARI/Package Takım / Set | | | | |
| FDA80-H04 | |  | | | |
| ÇEKME KOL MENTEŞE <i>PULL HANDLE HINGE</i> | KOLİ MİKTARI/Package Takım / Set | | | | |
| FDA80-H05 | |  | | | |
| ÜST SON KANAT TEKER <i>UPPER END SASH TROLLEY</i> | KOLİ MİKTARI/Package Takım / Set | | | | |

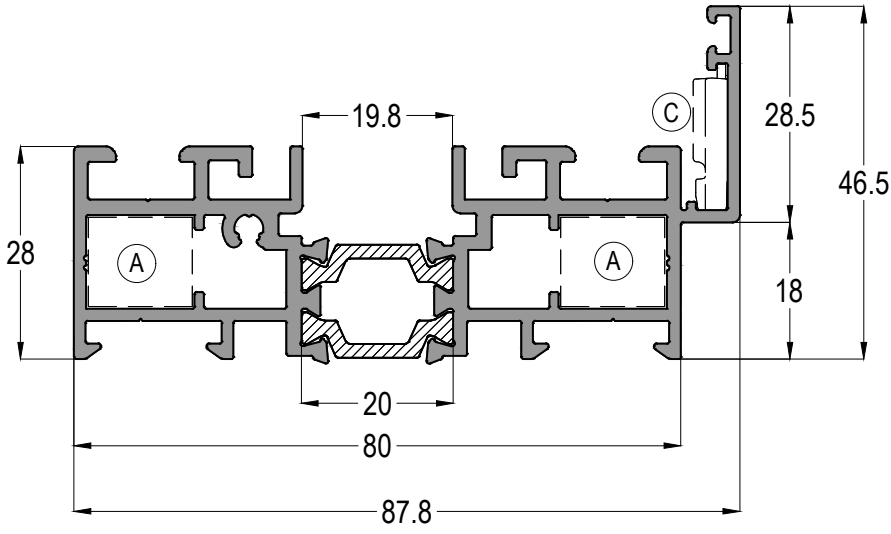
PROFİL DETAYLARI

PROFILE DETAILS

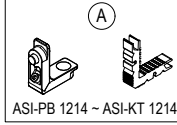
FDT80 - 1,8mm

YALITIMLI KATLANIR KAPI SİSTEMİ
FOLDING DOOR SYSTEM

ASISTAL

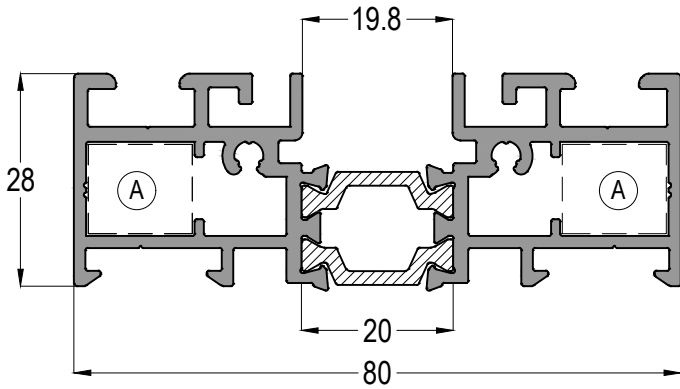


FDT80 01

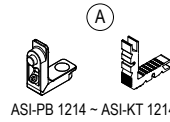


AĞIRLIK / Weight

1,838 kg/mt

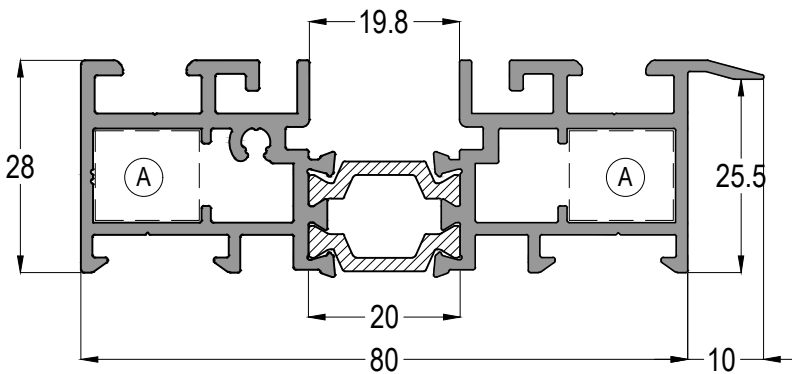


FDT80 02

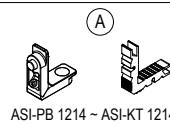


AĞIRLIK / Weight

1,684 kg/mt



FDT80 03



AĞIRLIK / Weight

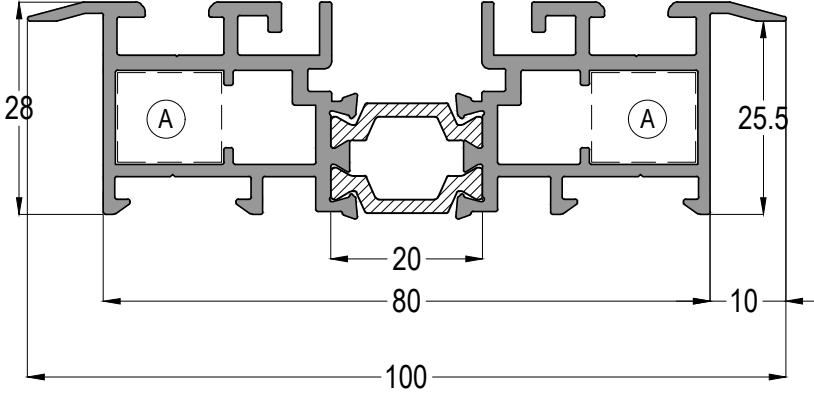
1,696 kg/mt

Profil ağırlıklarımız teorik olup; teslim anındaki tartımız geçerlidir.
Profile weights are theoretical and the weight at the time of delivery is valid.


FDT80 - 1,8mm

YALITIMLI KATLANIR KAPI SİSTEMİ
FOLDING DOOR SYSTEM

ASISTAL

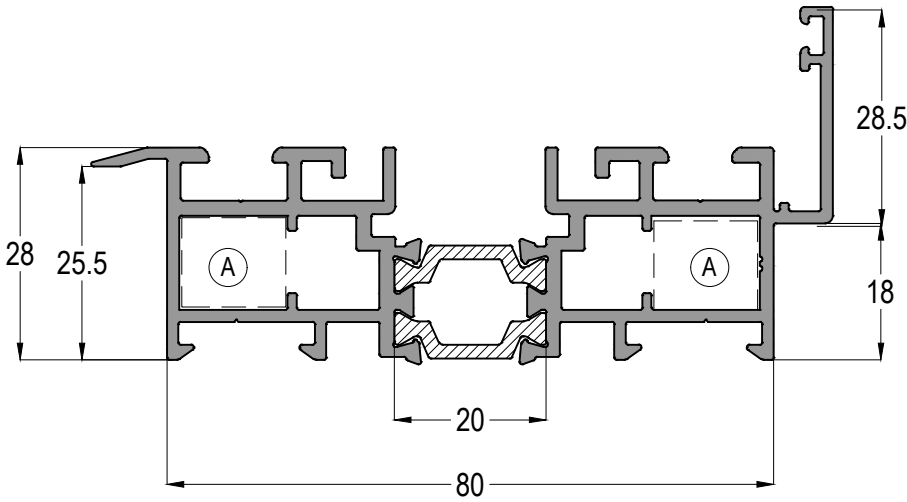


FDT80 04

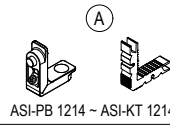


AĞIRLIK / Weight

1,712 kg/mt



FDT80 05



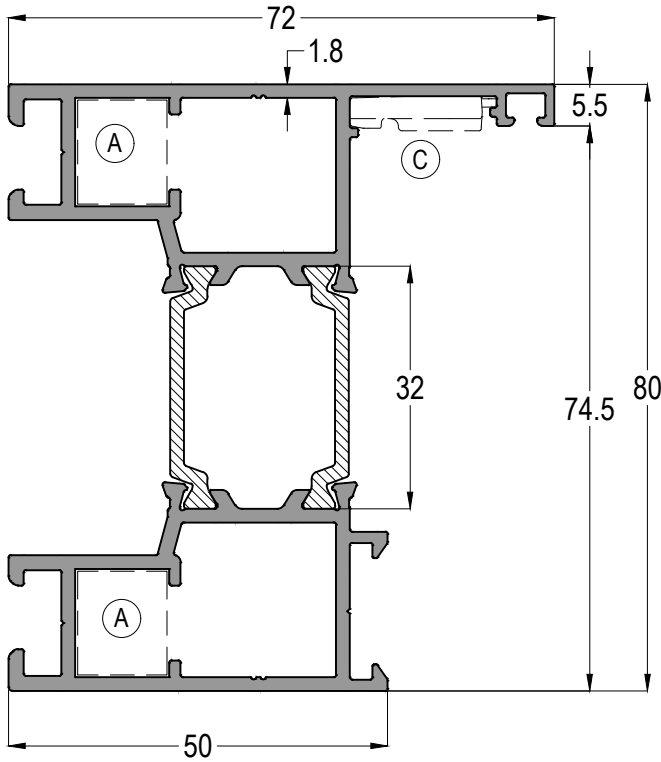
AĞIRLIK / Weight

1,853 kg/mt



FDT80 - 1,8mm

YALITIMLI KATLANIR KAPI SİSTEMİ
FOLDING DOOR SYSTEM

ASISTAL

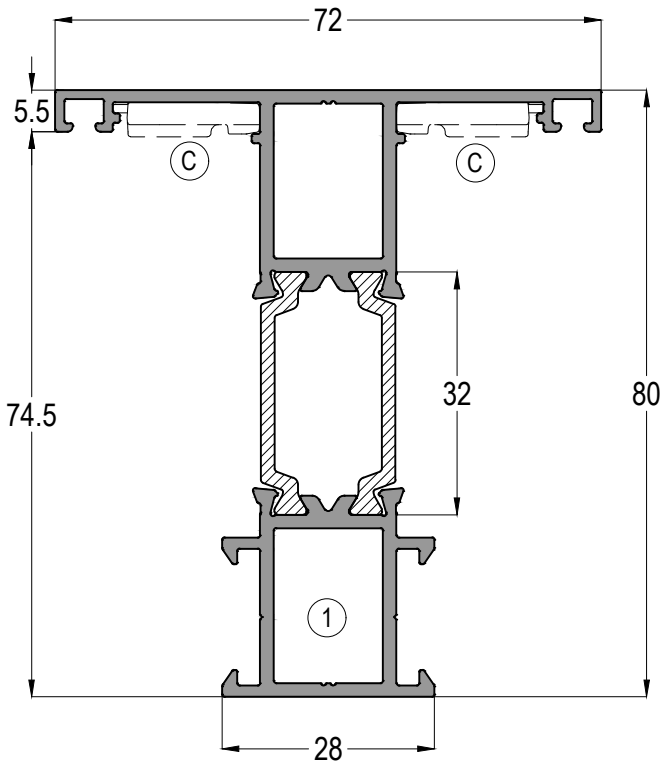


FDT80 11



| | | |
|--|---|------------------|
|  |  | AĞIRLIK / Weight |
| ASI-PB 1214 ~ ASI-KT 1214 | ASI-FUJI 2000 | 1,953 kg/mt |

| | 1000 mm | 1200 mm | 1400 mm | 1600 mm | 1800 mm |
|------------------------------|----------------|----------------|----------------|----------------|----------------|
| Jx (cm ⁴) | 26,926 | 31,646 | 35,661 | 39,004 | 41,764 |
| | 2000 mm | 2200 mm | 2400 mm | 2600 mm | 2800 mm |
| | 44,035 | 45,908 | 47,461 | 48,754 | 49,839 |
| | 3000 mm | 3200 mm | 3400 mm | 3600 mm | 3800 mm |
| | 50,754 | 51,533 | 52,198 | 52,771 | 53,267 |
| | 4000 mm | 4200 mm | 4400 mm | 4600 mm | 4800 mm |
| 53,699 | 54,076 | 54,409 | 54,702 | 54,963 | |

TS EN 14024' e göre



FDT80 21

| | | |
|---|---|--------------------|
| | Jx cm ⁴ | Jy cm ⁴ |
| | 45,20 | 9,94 |
|  |  | AĞIRLIK / Weight |
| ASI-DB 91xx | ASI-FUJI 2500 | 1,520 kg/mt |

| | 1000 mm | 1200 mm | 1400 mm | 1600 mm | 1800 mm |
|------------------------------|----------------|----------------|----------------|----------------|----------------|
| Jx (cm ⁴) | 22,968 | 26,467 | 29,297 | 31,558 | 33,360 |
| | 2000 mm | 2200 mm | 2400 mm | 2600 mm | 2800 mm |
| | 34,804 | 35,968 | 36,915 | 37,693 | 38,336 |

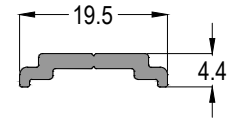
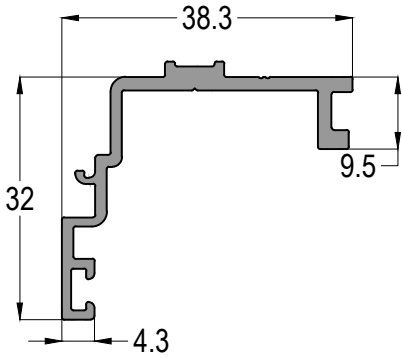
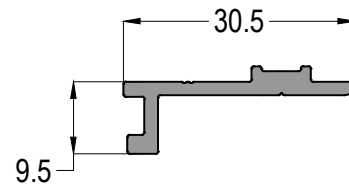
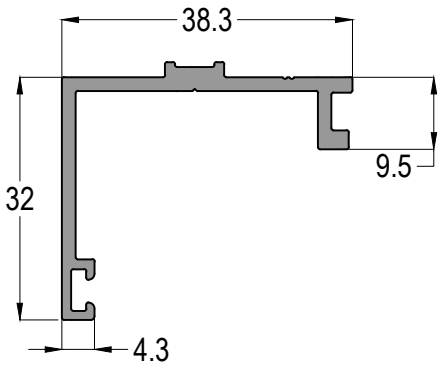
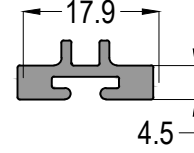
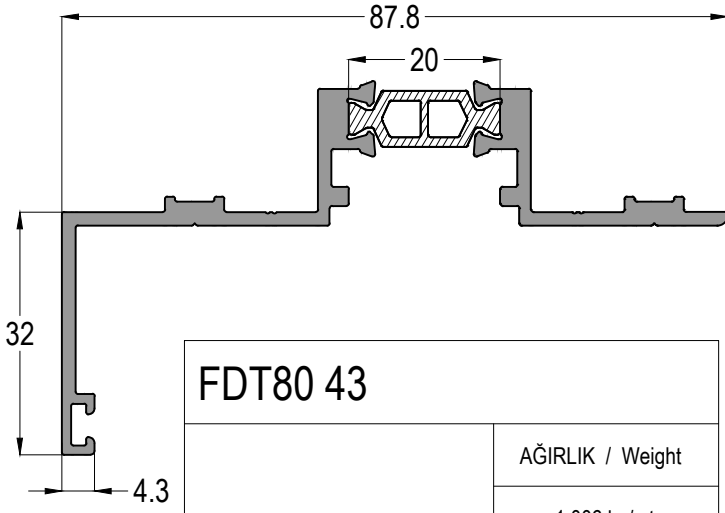
TS EN 14024' e göre

Profil ağırlıklarımız teorik olup; teslim anındaki tartımız geçerlidir.
Profile weights are theoretical and the weight at the time of delivery is valid.

FDT80 - 1,8mm

YALITIMLI KATLANIR KAPI SİSTEMİ
FOLDING DOOR SYSTEM

ASISTAL



FC12-195-20

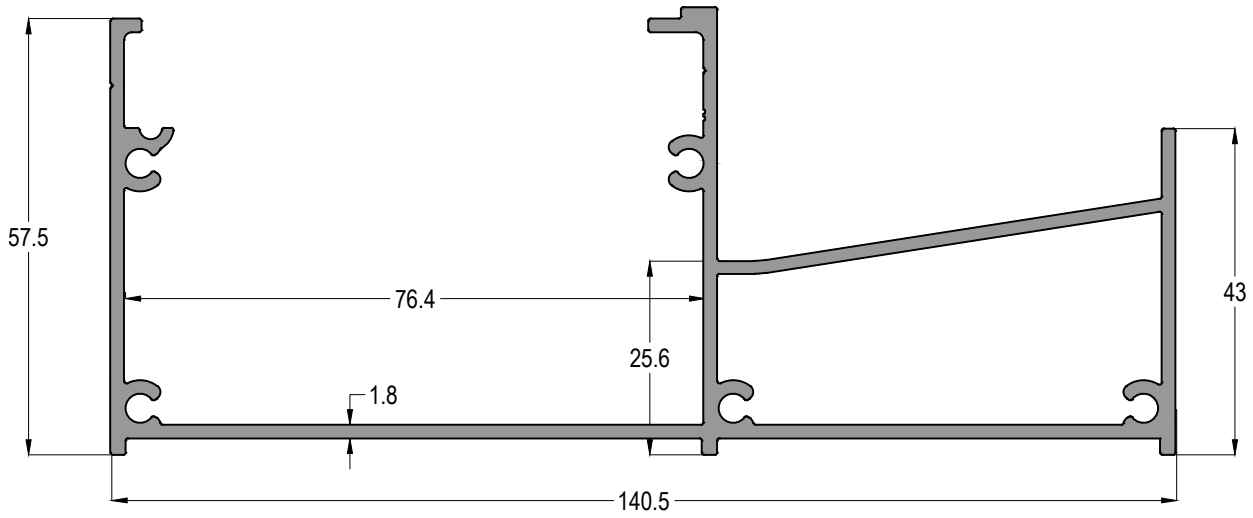
| | |
|------------------|-------------|
| AĞIRLIK / Weight | 0,120 kg/mt |
|------------------|-------------|

Profil ağırlıklarımız teorik olup; teslim anındaki tartımız geçerlidir.
Profile weights are theoretical and the weight at the time of delivery is valid.

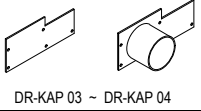
FDT80 - 1,8mm

YALITIMLI KATLANIR KAPI SİSTEMİ
FOLDING DOOR SYSTEM

ASISTAL

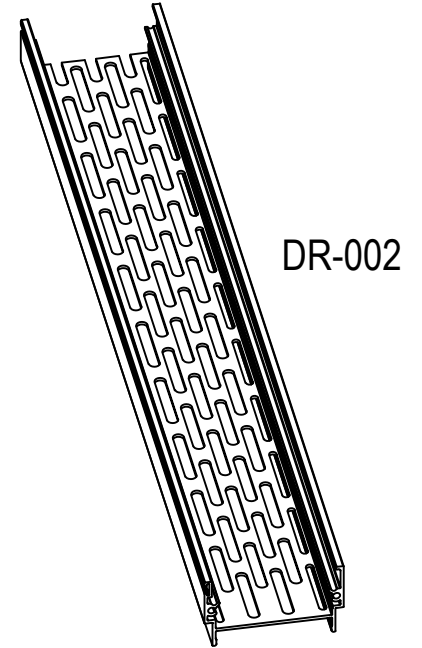
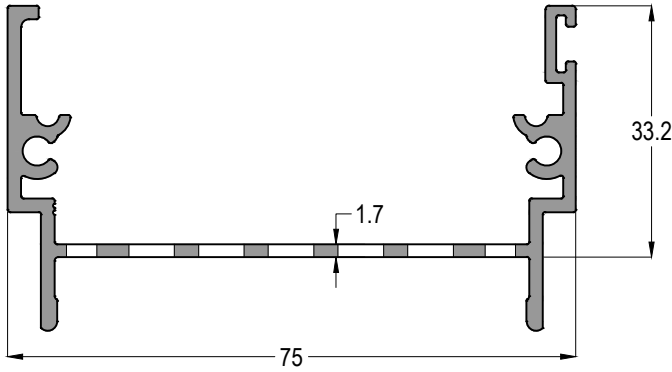


DR-001



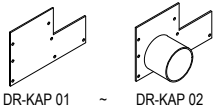
AĞIRLIK / Weight

1,998 kg/mt



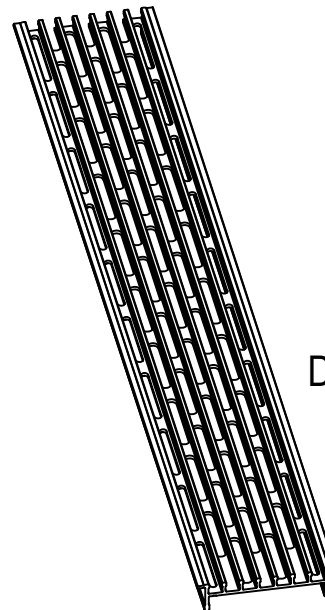
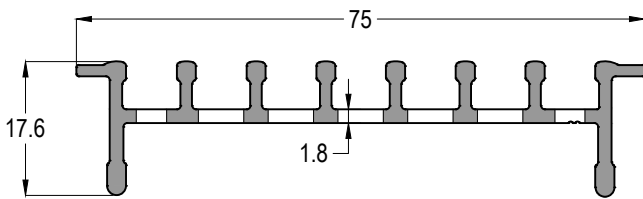
DR-002

DR-002



AĞIRLIK / Weight

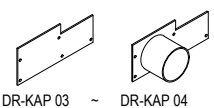
0,918 kg/mt



DR-003

MEKANİK İŞLEMLE DELME YAPILMIŞTIR
DRILLING WAS DONE BY MECHANICAL PROCESS

DR-003



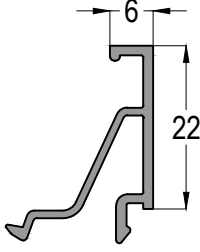
AĞIRLIK / Weight

0,724 kg/mt

Profil ağırlıklarımız teorik olup; teslim anındaki tartımız geçerlidir.
Profile weights are theoretical and the weight at the time of delivery is valid.

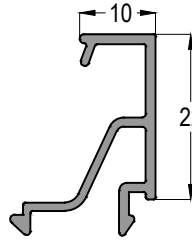
11-106

0,198 kg/mt



11-010

0,233 kg/mt



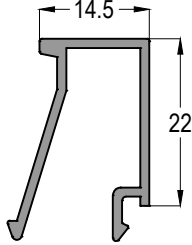
FDT80 11 NOLU KANAT İÇİN CAM ÇİTASI SEÇİMİ GLAZING BEAD FOR FDT80 11

CAM KALINLIĞINA GÖRE CAM ÇİTASI SEÇİM TABLOSU
Glazing Bead Selection Table according to the Glass Thickness

| CAM KALINLIĞI Glass Thickness (mm) | CAM ÇİTASI Glazing Bead | İÇ CAM FİTİLİ Glass Gasket (IN) | DIŞ CAM FİTİLİ Glass Gasket (OUT) |
|--|----------------------------|---------------------------------------|---|
| 24 | 11-044 | EP2-01 | EP1-01 |
| 26 | 11-038 | KC-07 | EP1-01 |
| 28 | 11-038 | EP2-03 | EP1-01 |
| 30 | 11-038 | EP2-01 | EP1-01 |
| 32 | 11-035 | EP2-02 | EP1-01 |
| 34 | 11-035 | EP2-01 | EP1-01 |
| 35 | 11-032 | EP2-02 | EP1-01 |
| 36 | 11-032 | EP2-01 | EP1-01 |
| 37 | 11-030 | EP2-02 | EP1-01 |
| 38 | 11-030 | EP2-01 | EP1-01 |
| 39 | 11-028 | EP2-02 | EP1-01 |
| 40 | 11-026 | EP2-03 | EP1-01 |
| 41 | 11-026 | EP2-02 | EP1-01 |
| 42 | 11-026 | EP2-01 | EP1-01 |
| 44 | 11-022 | EP2-03 | EP1-01 |
| 45 | 11-022 | EP2-02 | EP1-01 |
| 46 | 11-022 | EP2-01 | EP1-01 |
| 47 | 11-020 | EP2-02 | EP1-01 |
| 48 | 11-020 | EP2-01 | EP1-01 |
| 49 | 11-017 | EP2-03 | EP1-01 |
| 50 | 11-017 | EP2-02 | EP1-01 |
| 52 | 11-015 | EP2-02 | EP1-01 |
| 53 | 11-015 | EP2-01 | EP1-01 |
| 54 | 11-010 | KC-07 | EP1-01 |
| 55 | 11-010 | KC-06 | EP1-01 |
| 56 | 11-010 | EP2-03 | EP1-01 |
| 57 | 11-010 | EP2-02 | EP1-01 |
| 58 | 11-010 | EP2-01 | EP1-01 |
| 60 | 11-106 | EP2-03 | EP1-01 |
| 61 | 11-106 | EP2-02 | EP1-01 |
| 62 | 11-106 | EP2-01 | EP1-01 |

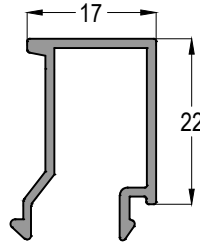
11-015

0,244 kg/mt



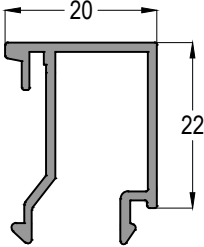
11-017

0,250 kg/mt



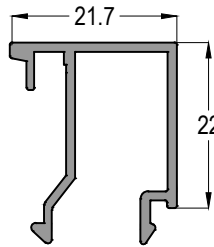
11-020

0,276 kg/mt



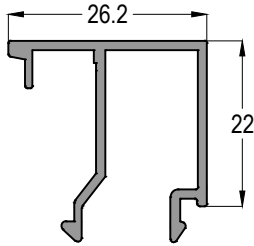
11-022

0,282 kg/mt



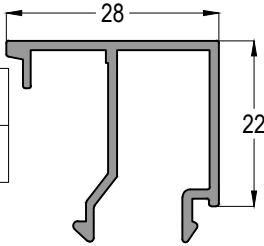
11-026

0,296 kg/mt



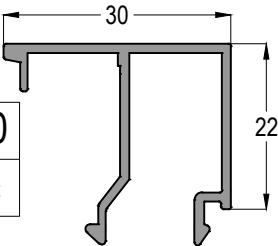
11-028

0,301 kg/mt



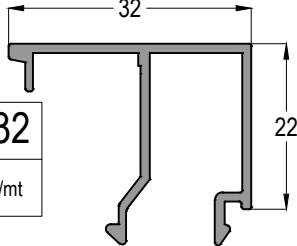
11-030

0,309 kg/mt



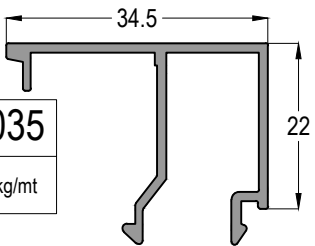
11-032

0,313 kg/mt



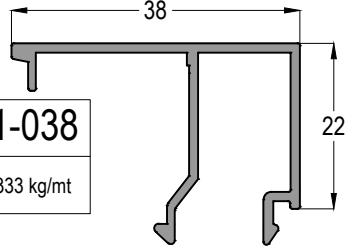
11-035

0,322 kg/mt



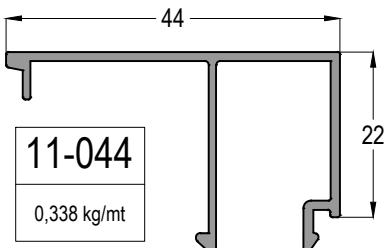
11-038

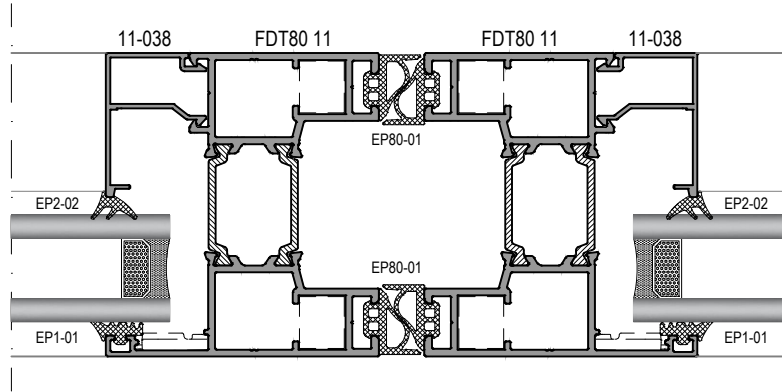
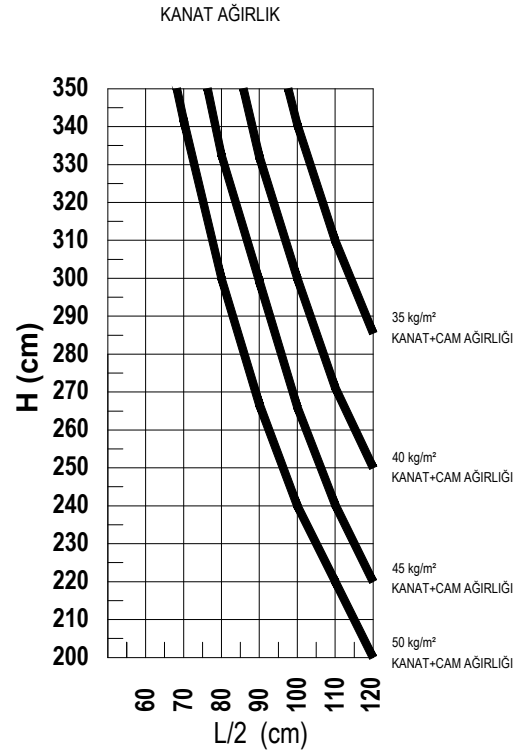
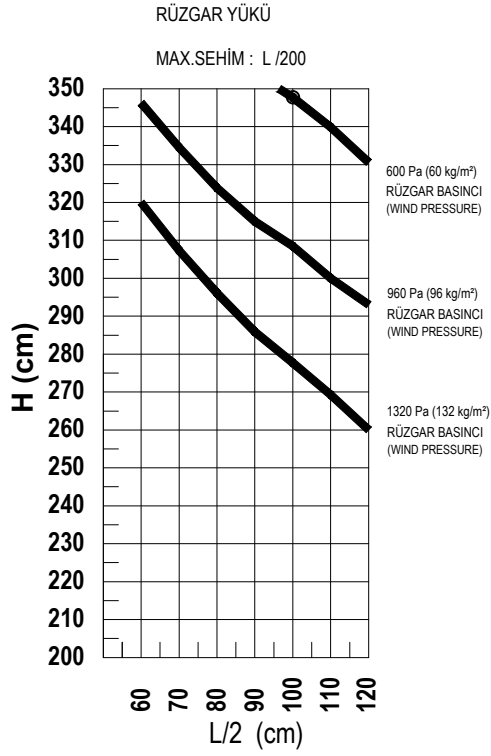
0,333 kg/mt



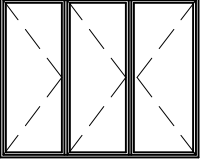

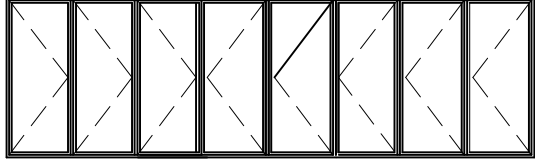
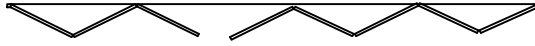
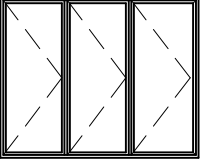
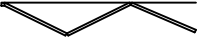
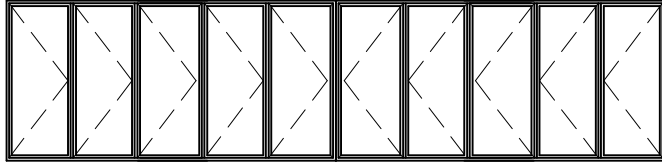
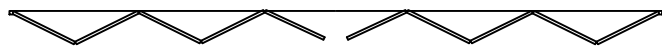
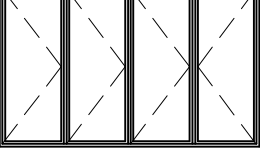
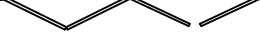
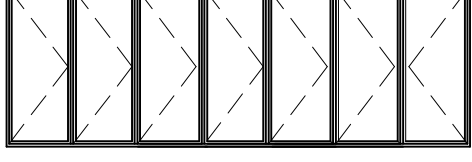

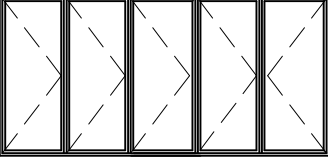
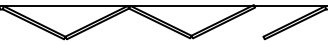
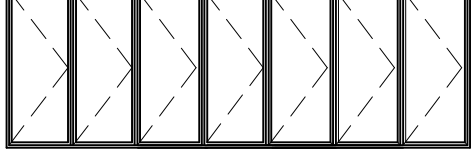

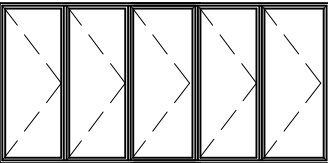
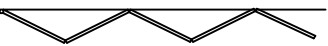
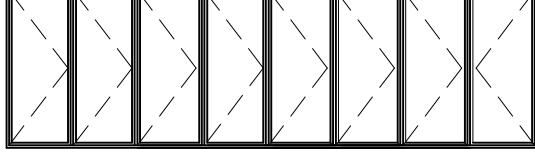

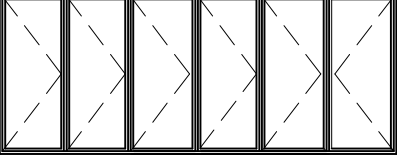
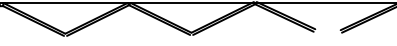
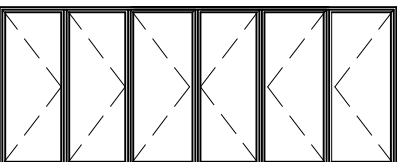
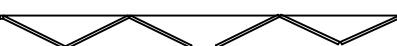
11-044

0,338 kg/mt





İÇE veya DIŞA AÇILIM TİPLERİ - OPENING TYPES (INWARD OR OUTWARD)

| | |
|--|--|
|  <p>2+1</p>  |  <p>3+5=8</p>  |
|  <p>3+0</p>  |  <p>5+5</p>  |
|  <p>3+1=4</p>  |  <p>6+1</p>  |
|  <p>4+1</p>  |  <p>7+0</p>  |
|  <p>5+0</p>  |  <p>7+1=8</p>  |
|  <p>5+1=6</p>  | |
|  <p>3+3=6</p>  | |

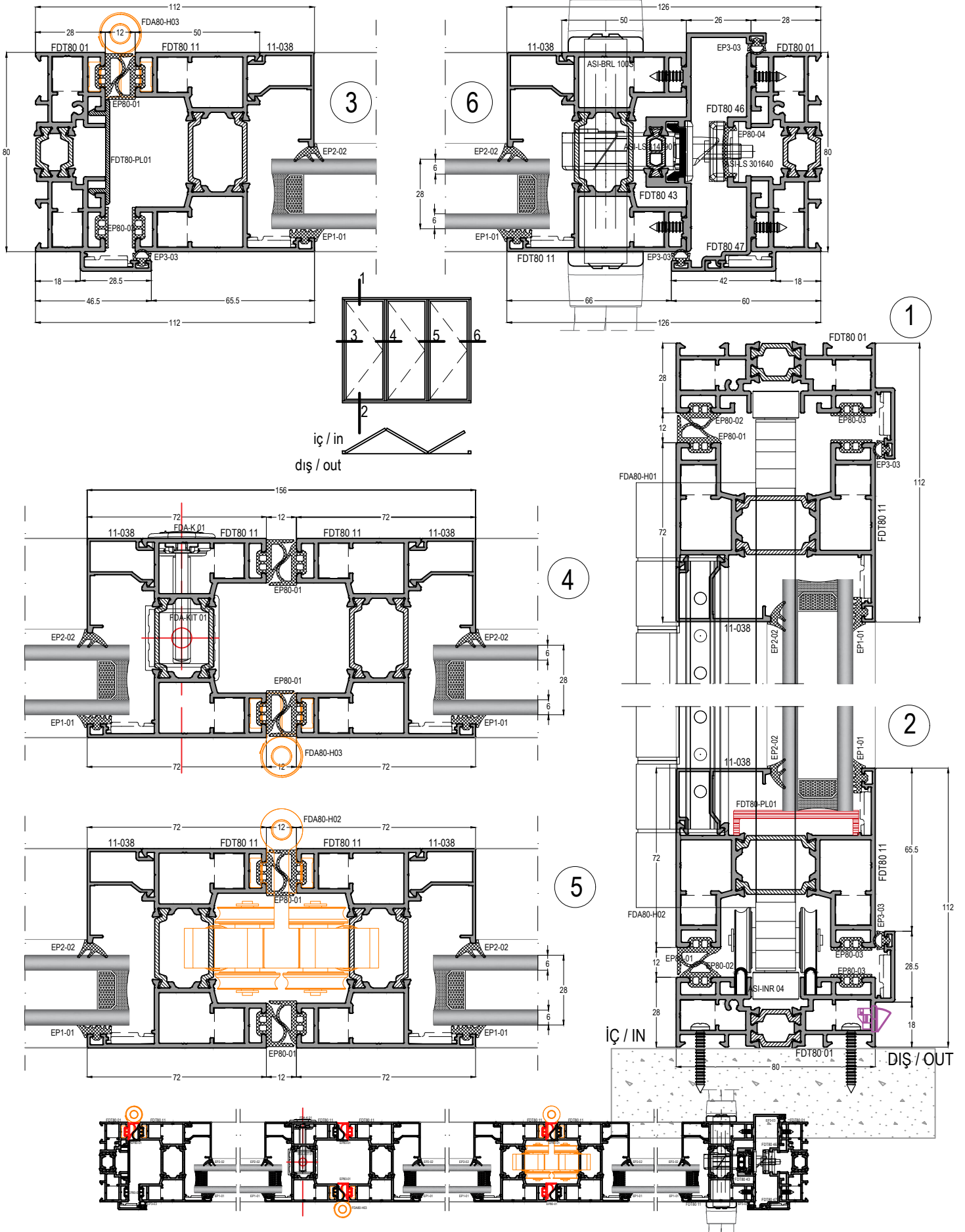
FDT80 - 1,8mm

YALITIMLI KATLANIR KAPI SİSTEMİ
FOLDING DOOR SYSTEM

ASISTAL

SİSTEM DETAYLARI
SYSTEM DETAILS

İÇE AÇILIR KAPI DETAYLARI INNER OPENING DOOR DETAILS



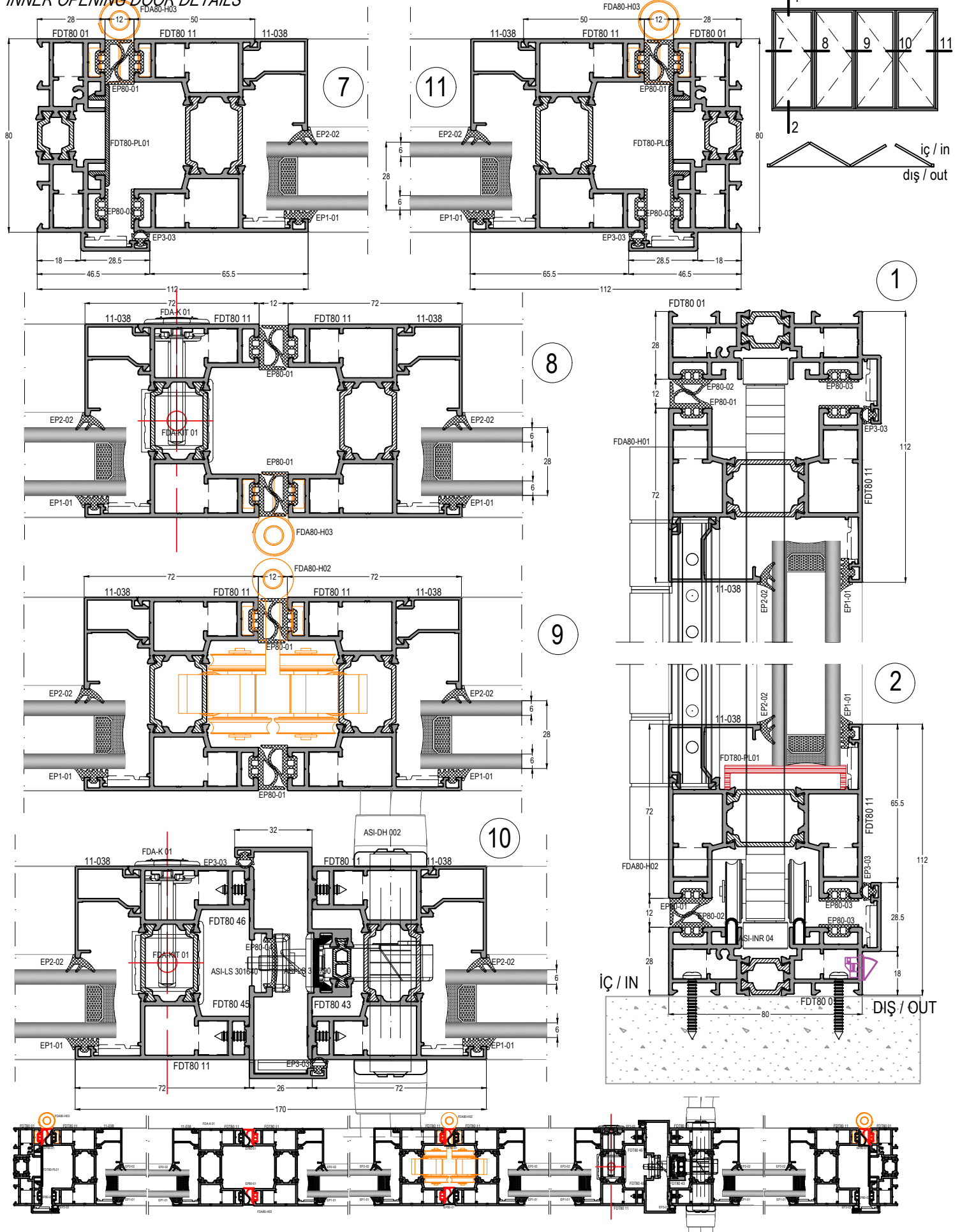
FDT80 - 1,8mm

YALITIMLI KATLANIR KAPI SİSTEMİ
FOLDING DOOR SYSTEM

ASISTAL

İÇE AÇILIR KAPI DETAYLARI

INNER OPENING DOOR DETAILS

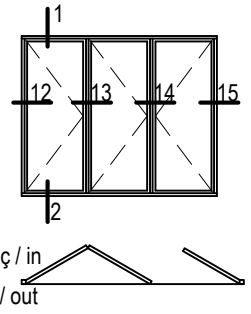
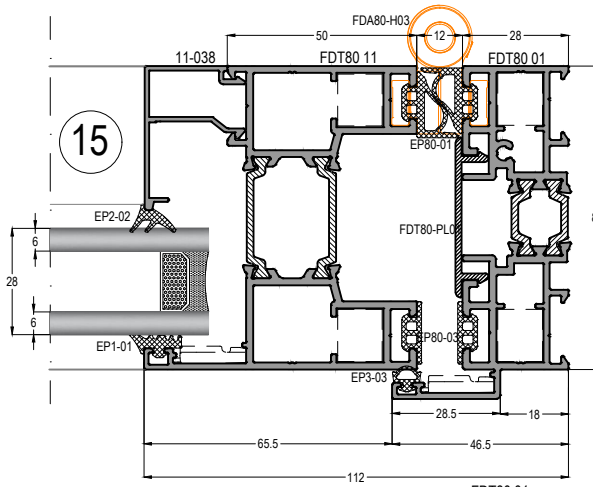
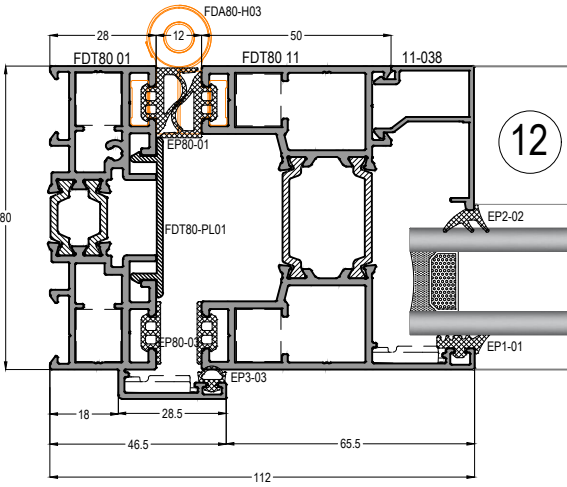


FDT80 - 1,8mm

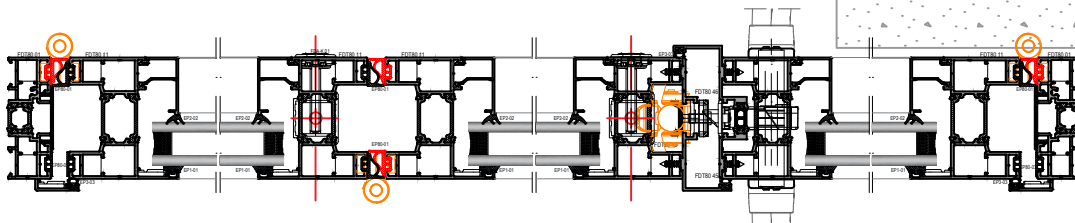
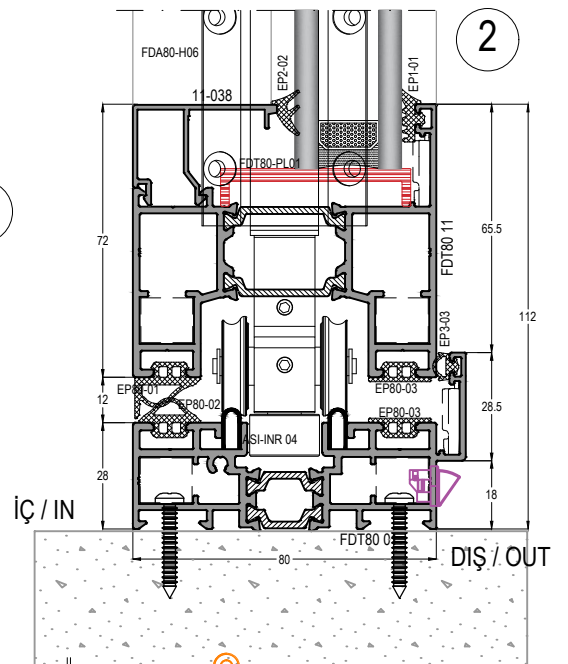
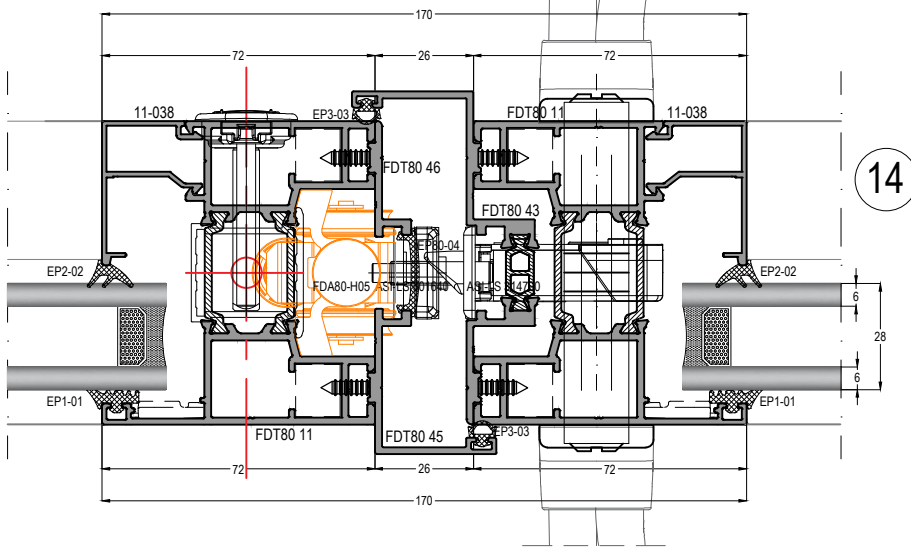
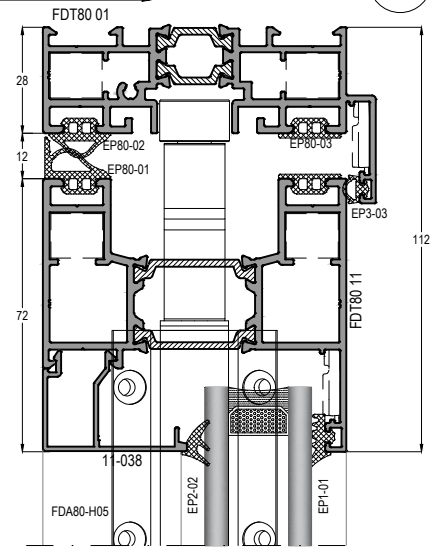
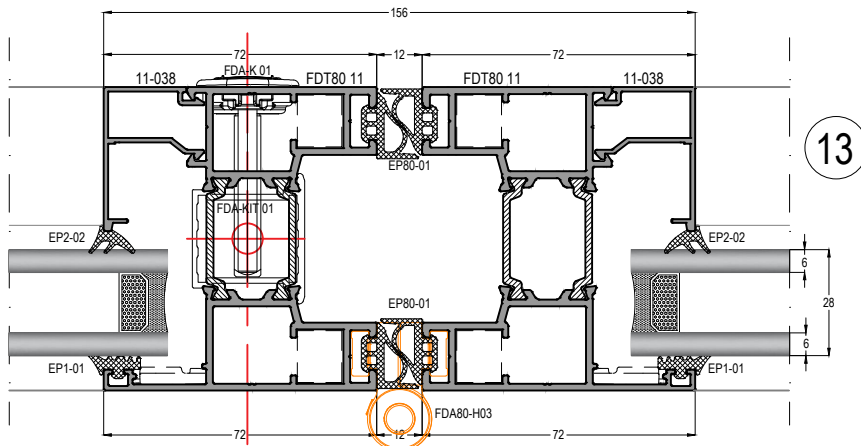
YALITIMLI KATLANIR KAPI SİSTEMİ
FOLDING DOOR SYSTEM



İÇE AÇILIR KAPI DETAYLARI INNER OPENING DOOR DETAILS

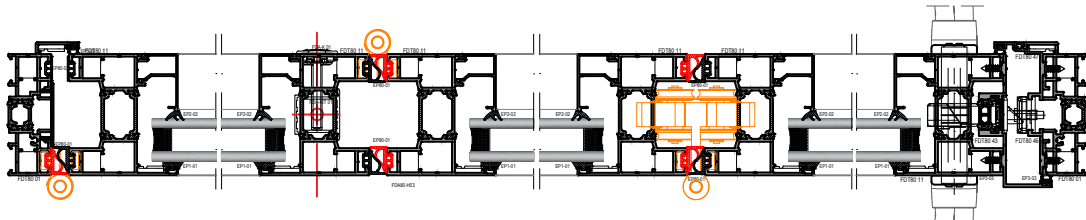
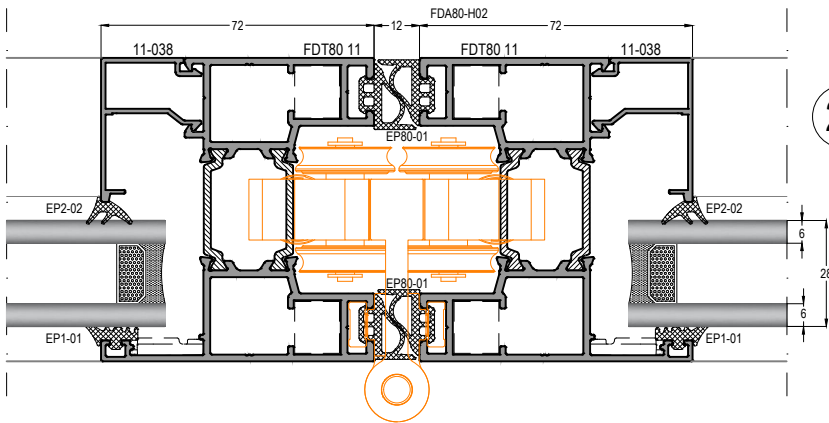
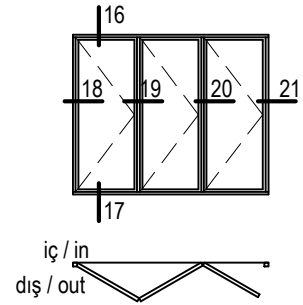
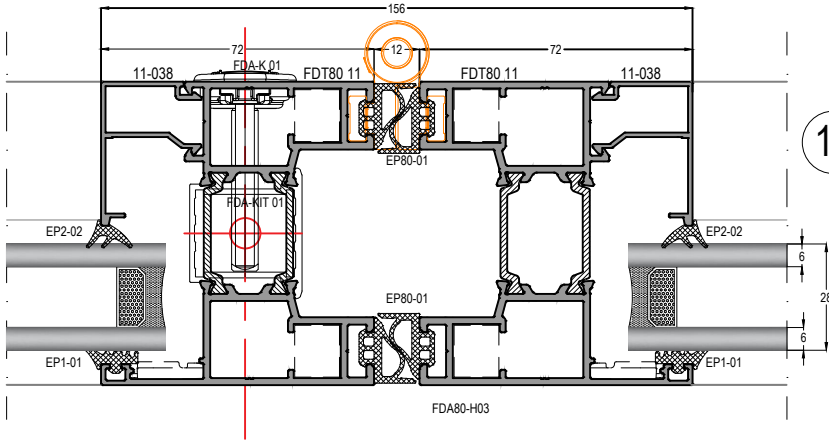
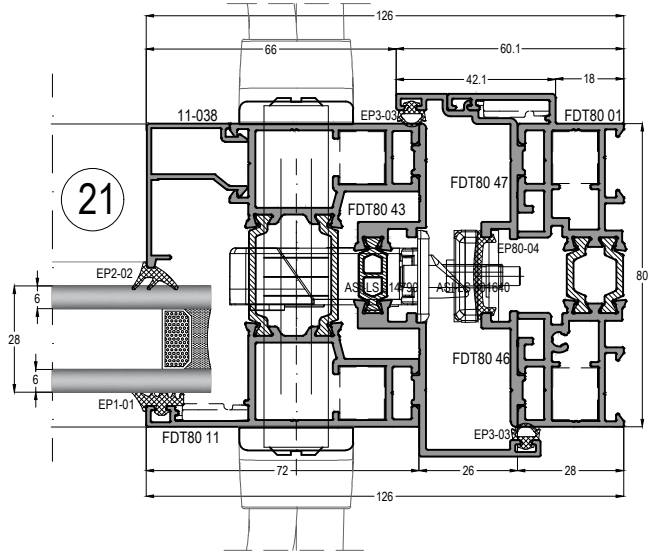
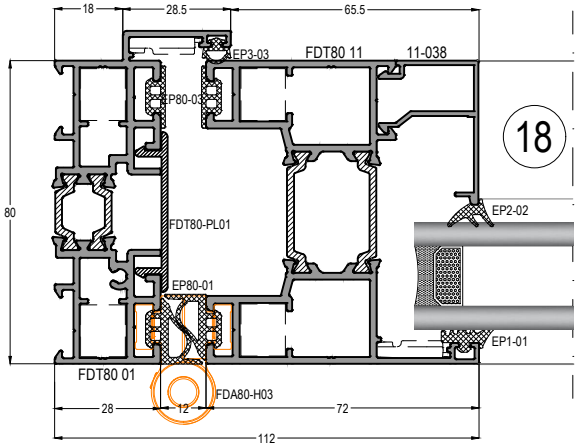


1



DIŞA AÇILIR KAPI DETAYLARI

OUTER OPENING DOOR DETAILS

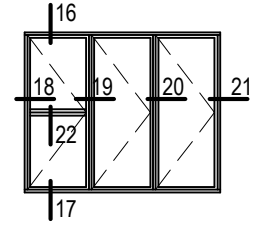
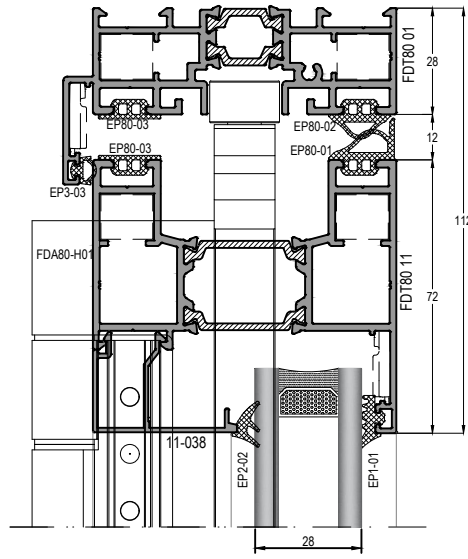


FDT80 - 1,8mm

YALITIMLI KATLANIR KAPI SİSTEMİ
FOLDING DOOR SYSTEM

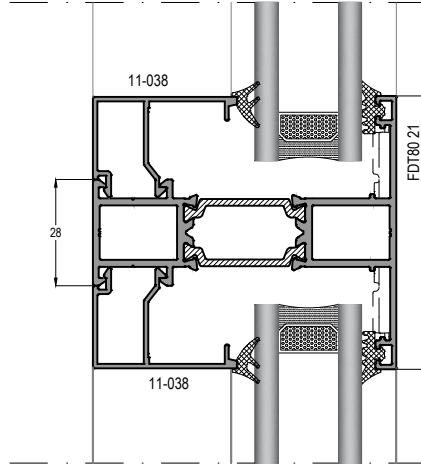


16

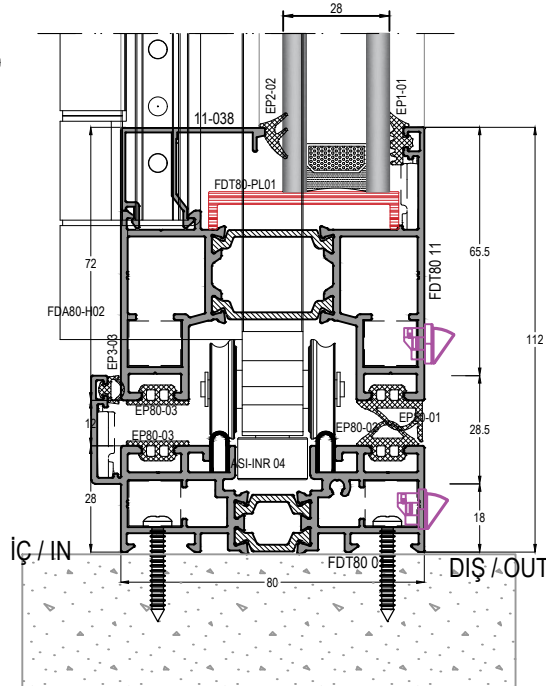


iç / in
dış / out

22



17



FDT80 - 1,8mm

YALITIMLI KATLANIR KAPI SİSTEMİ
FOLDING DOOR SYSTEM

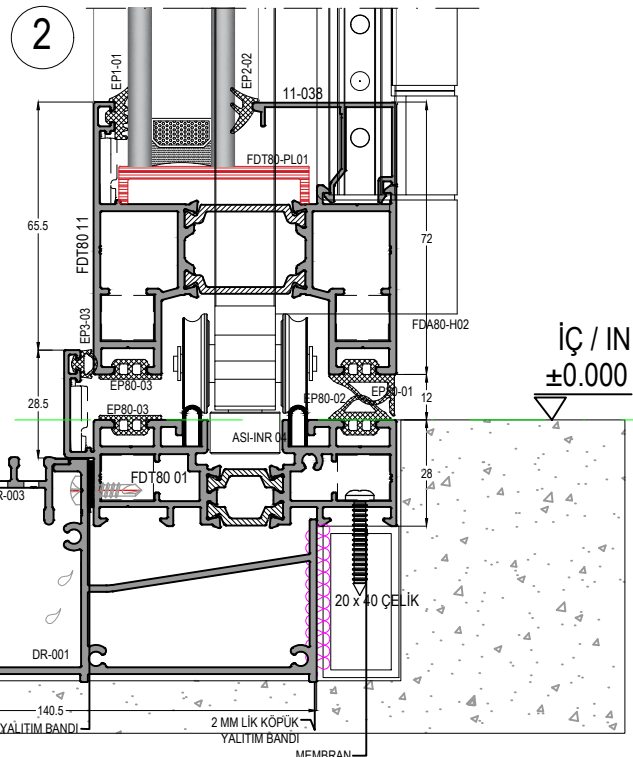
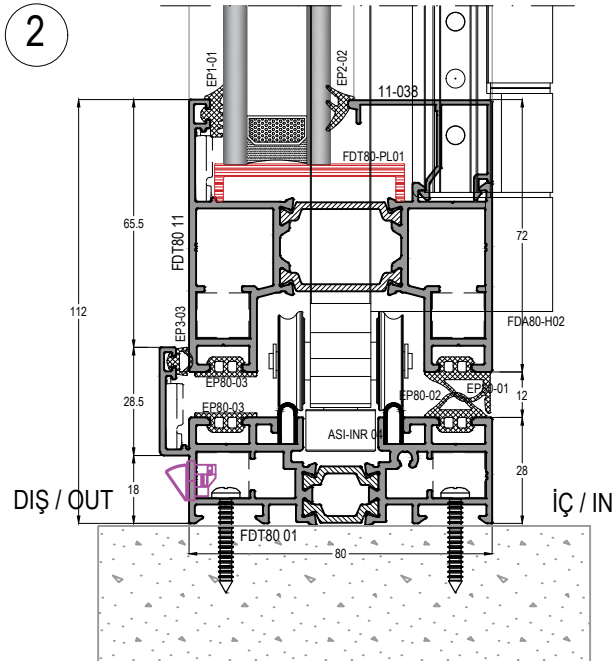
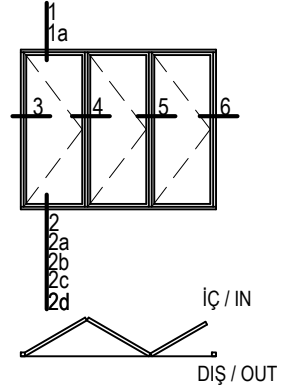
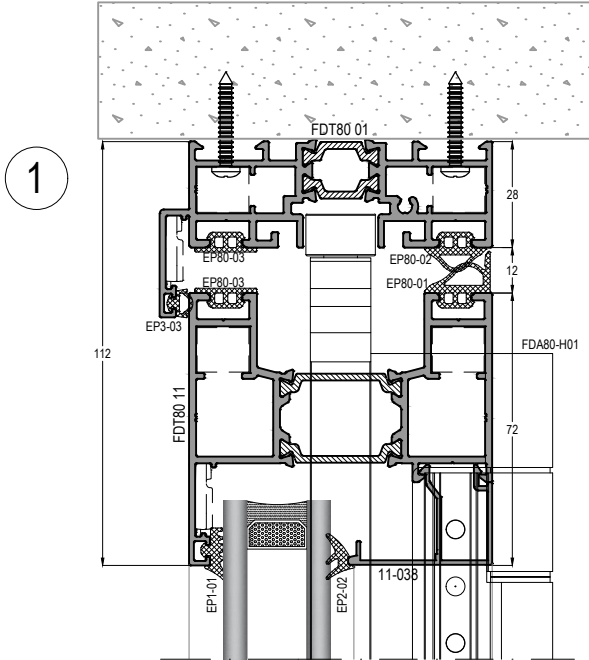
ASISTAL

DRENAJ DETAYLARI

DRAINAGE DETAILS

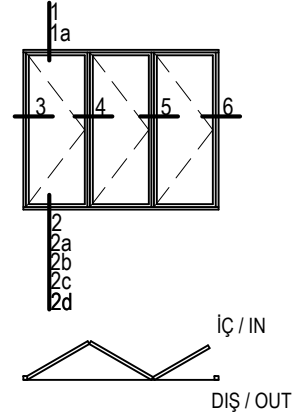
İÇE AÇILIR KAPI ALT KASA DETAYLARI

INNER OPENING DOOR BOTTOM FRAME DETAILS

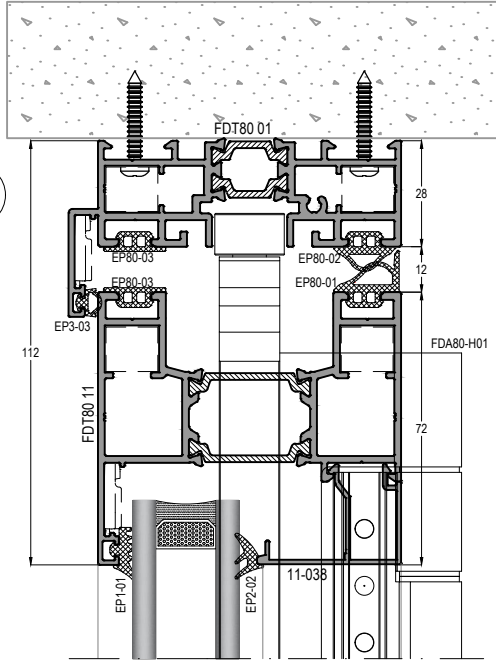


İÇE AÇILIR KAPI ALT KASA DETAYLARI

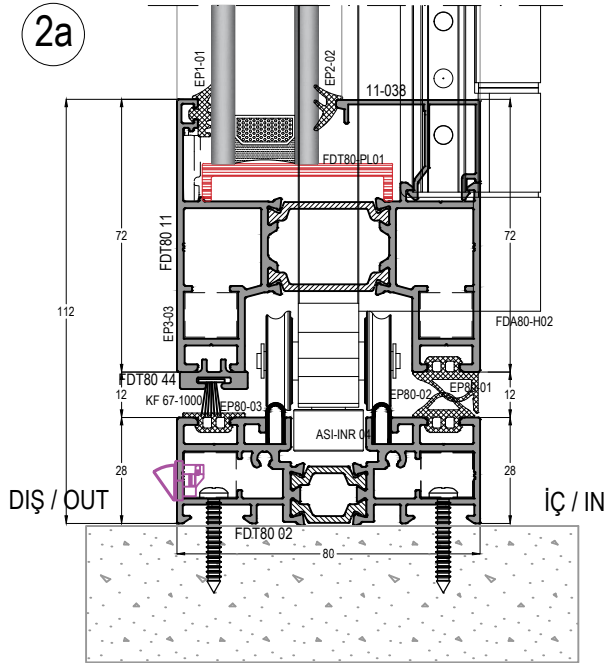
INNER OPENING DOOR BOTTOM FRAME DETAILS



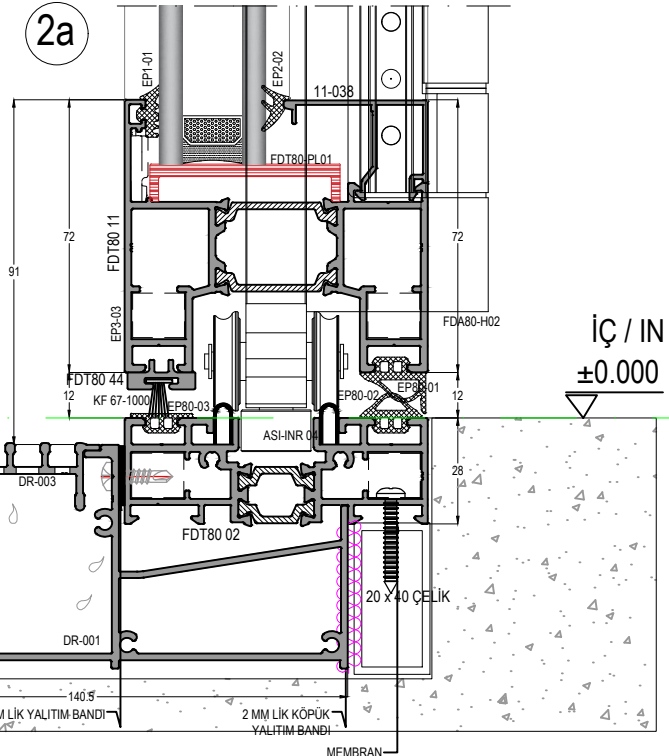
1a



2a



2a

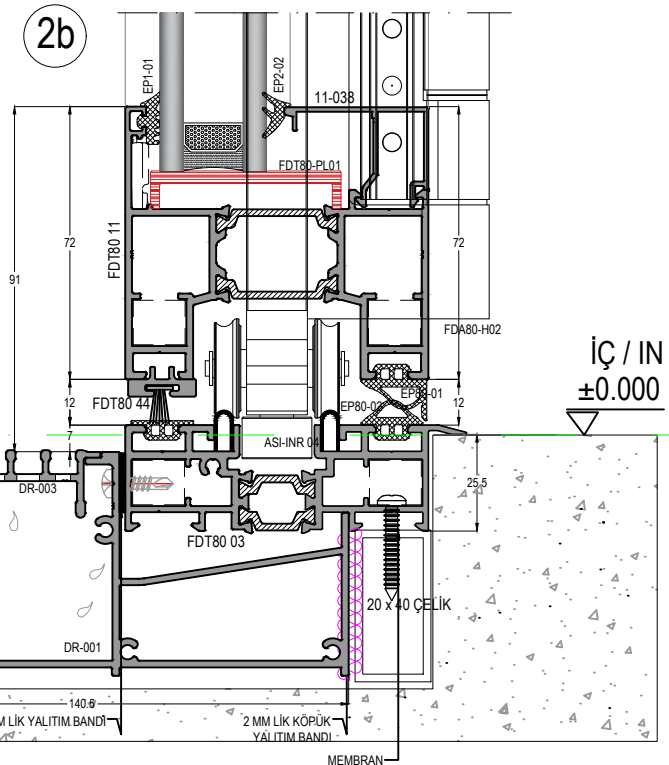
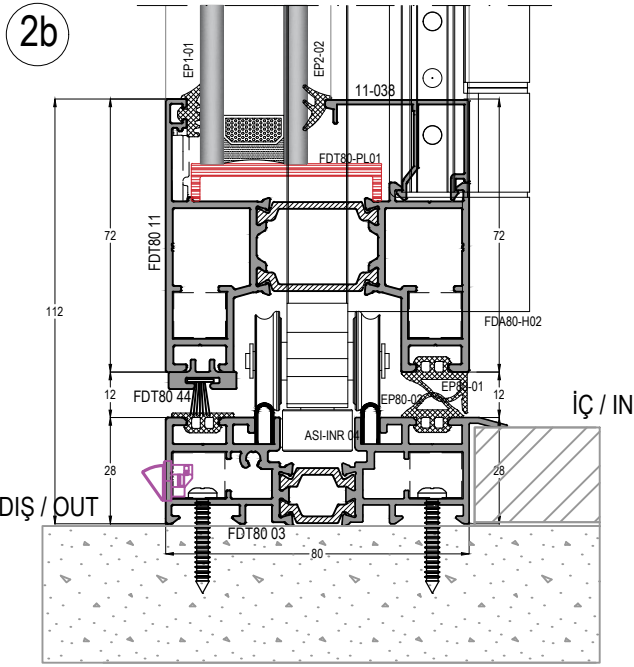
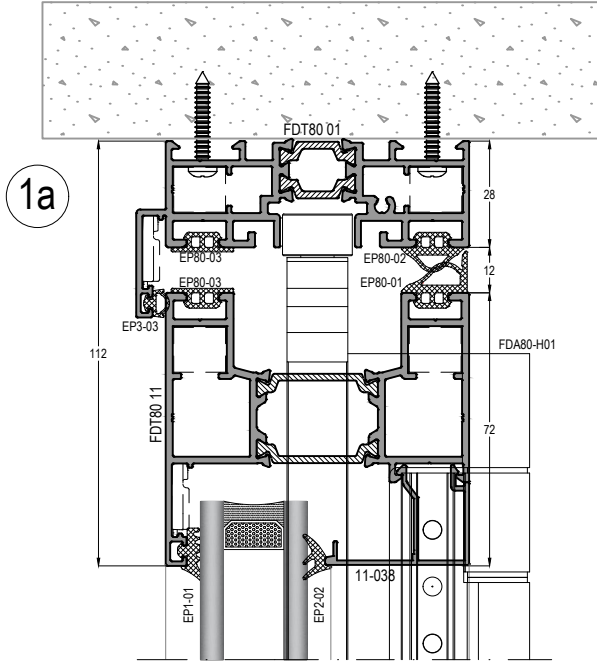
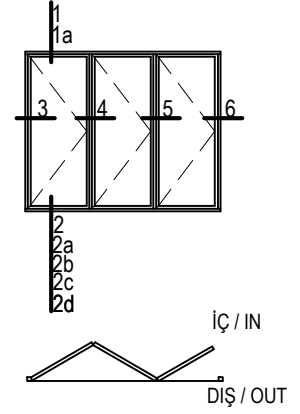


DIŞ / OUT
-0.005

İÇ / IN
±0.000

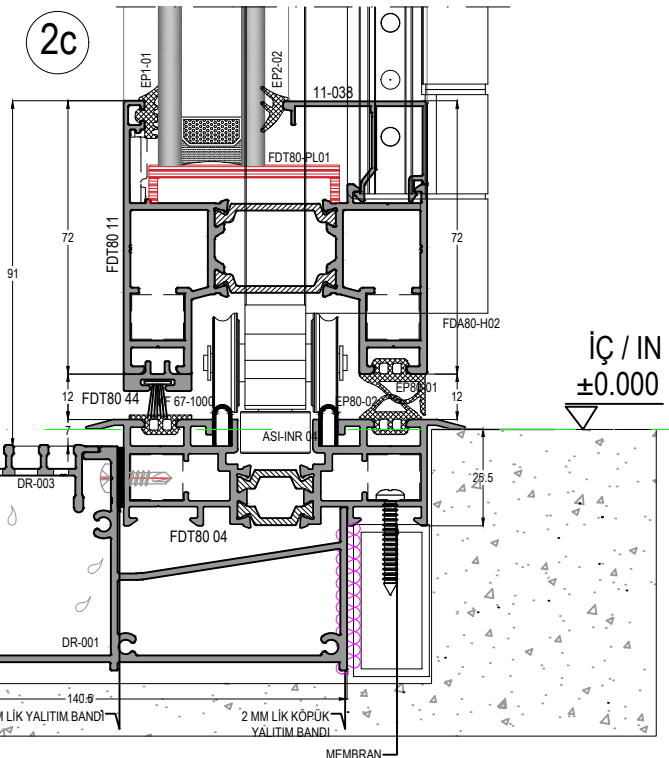
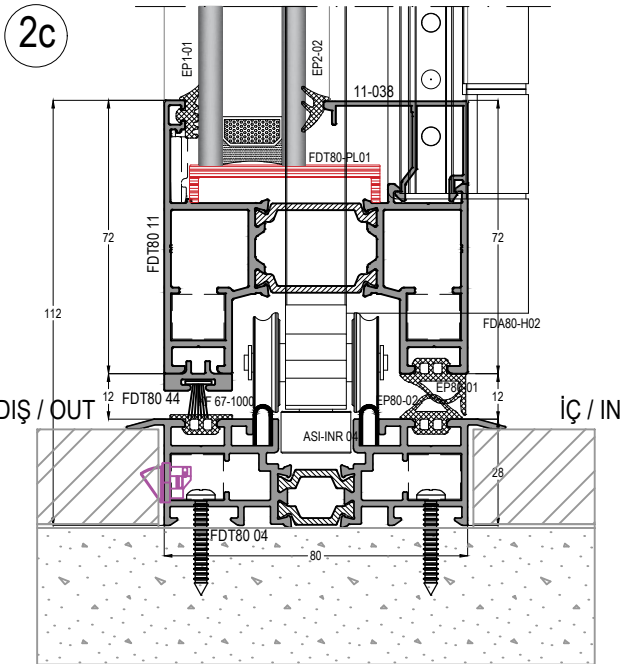
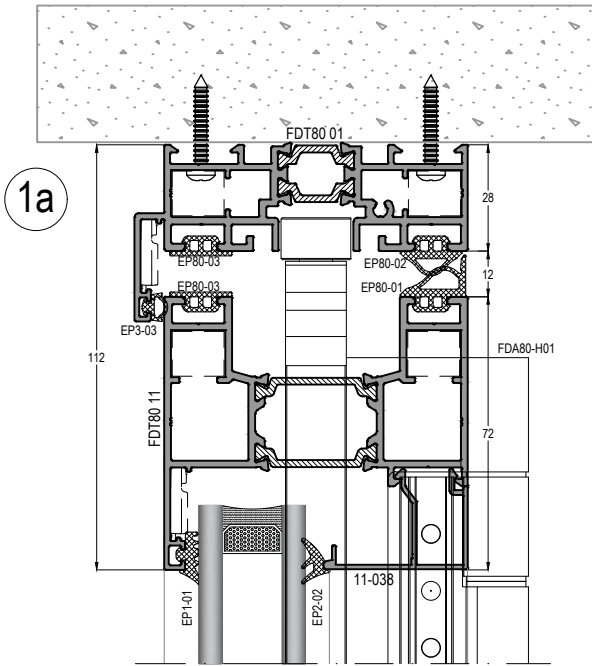
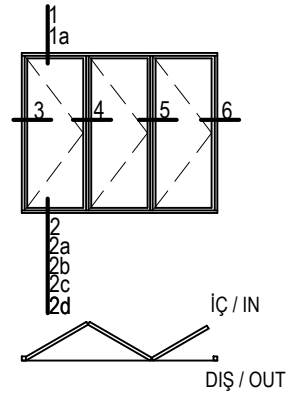
İÇE AÇILIR KAPI ALT KASA DETAYLARI

INNER OPENING DOOR BOTTOM FRAME DETAILS



İÇE AÇILIR KAPI ALT KASA DETAYLARI

INNER OPENING DOOR BOTTOM FRAME DETAILS



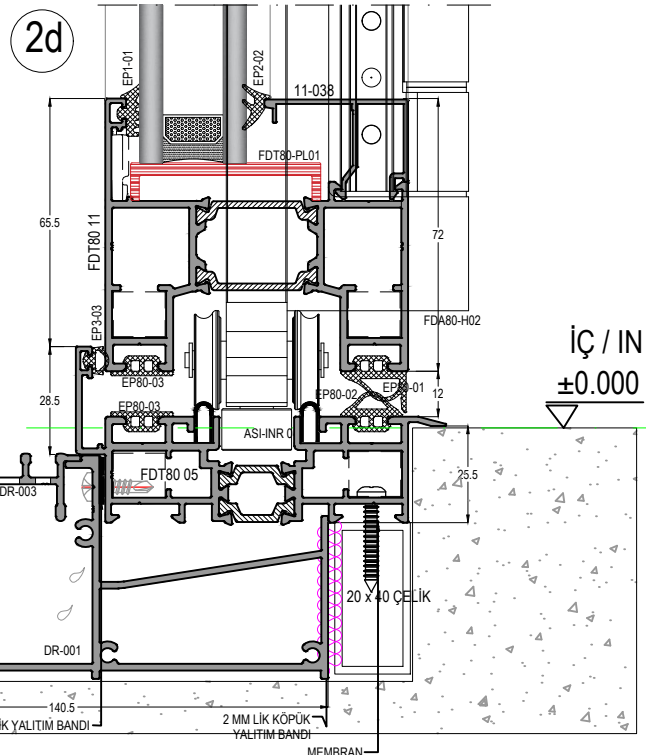
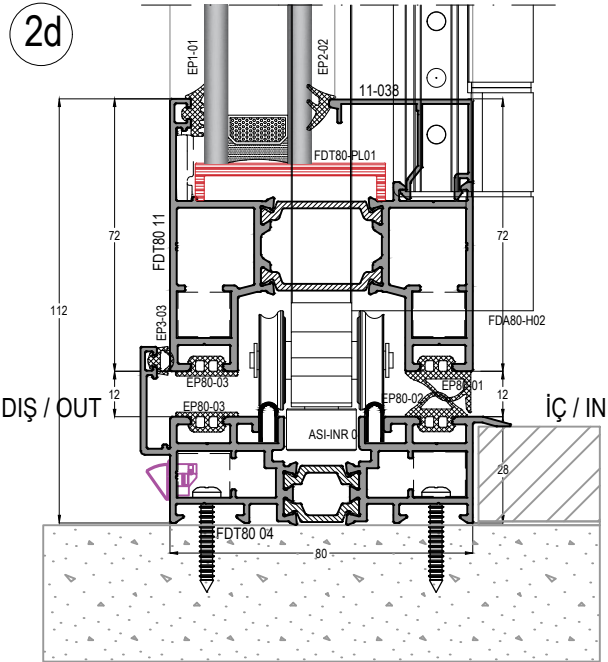
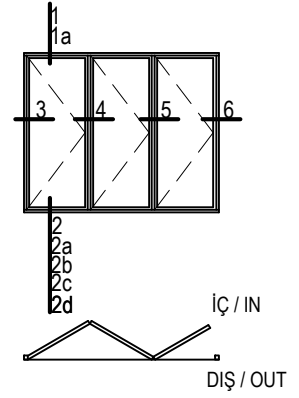
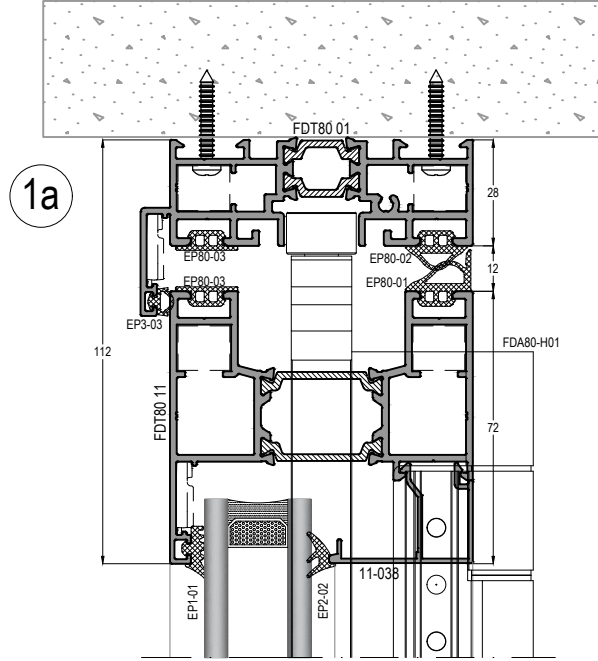
FDT80 - 1,8mm

YALITIMLI KATLANIR KAPI SİSTEMİ
FOLDING DOOR SYSTEM

ASISTAL

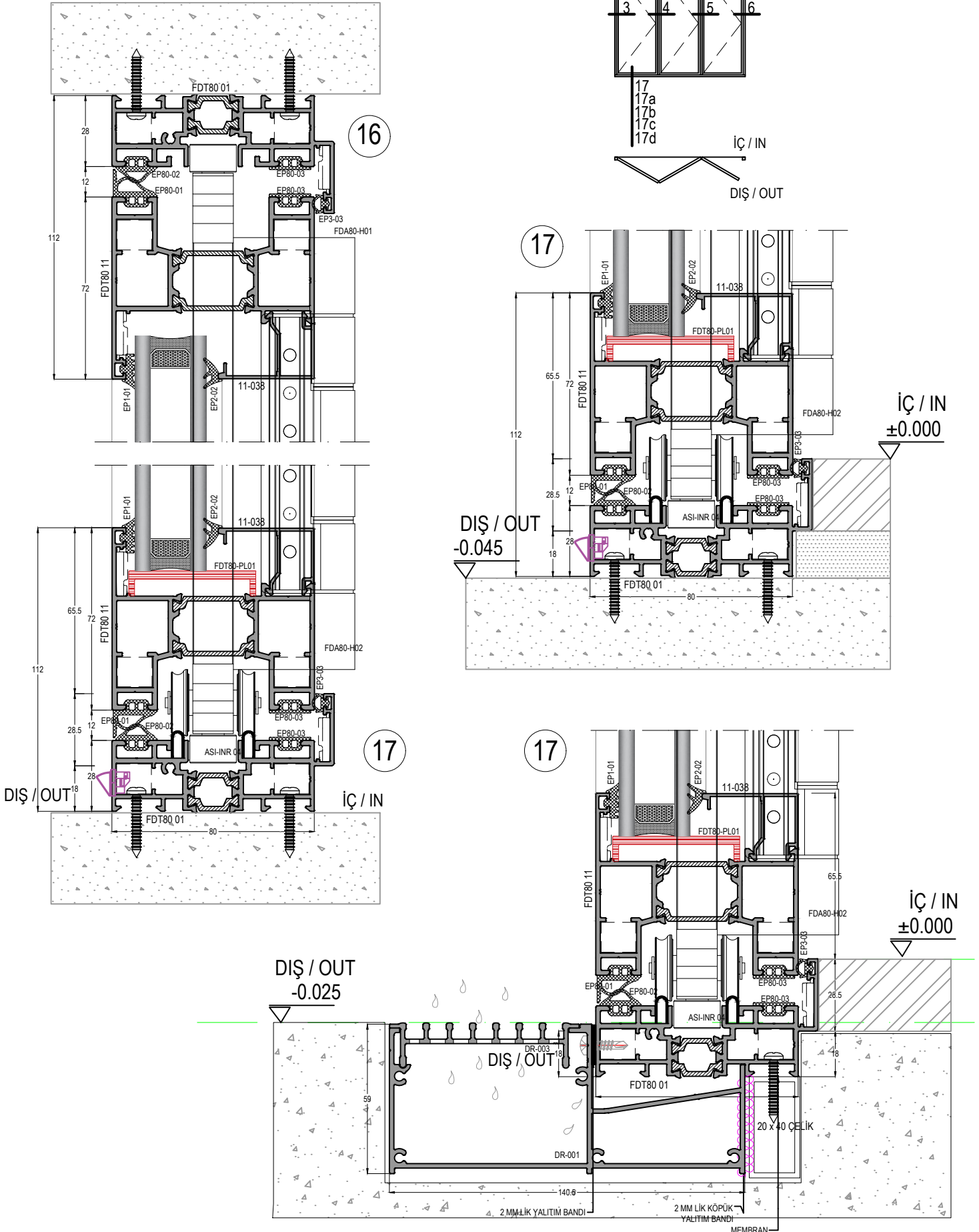
İÇE AÇILIR KAPI ALT KASA DETAYLARI

INNER OPENING DOOR BOTTOM FRAME DETAILS



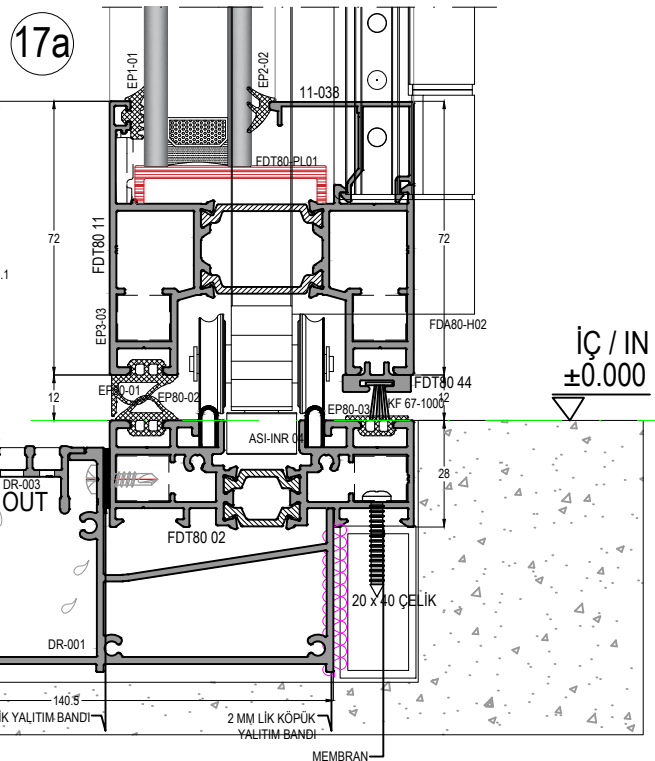
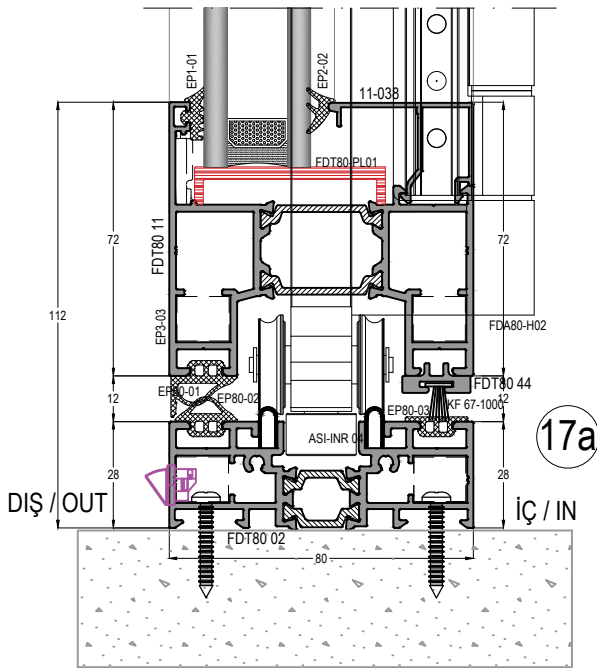
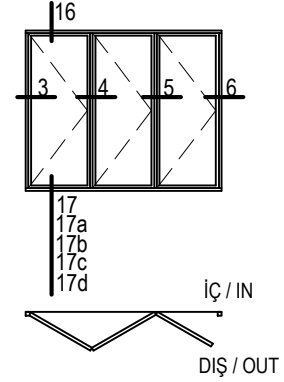
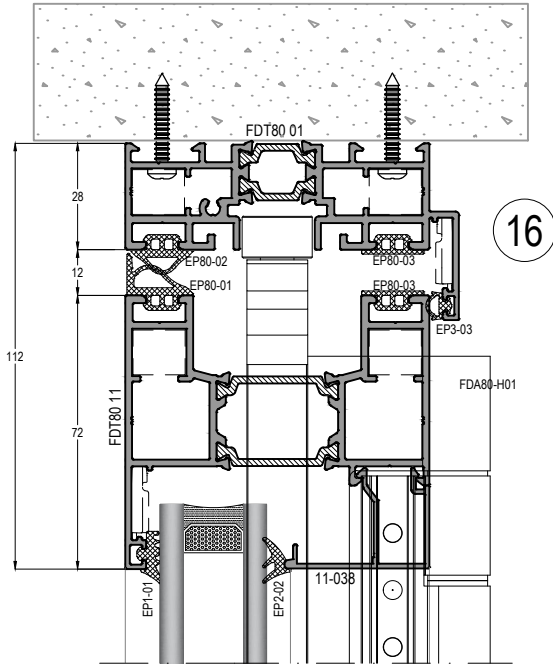
DIŞA AÇILIR KAPI ALT KASA DETAYLARI

OUTER OPENING DOOR BOTTOM FRAME DETAILS



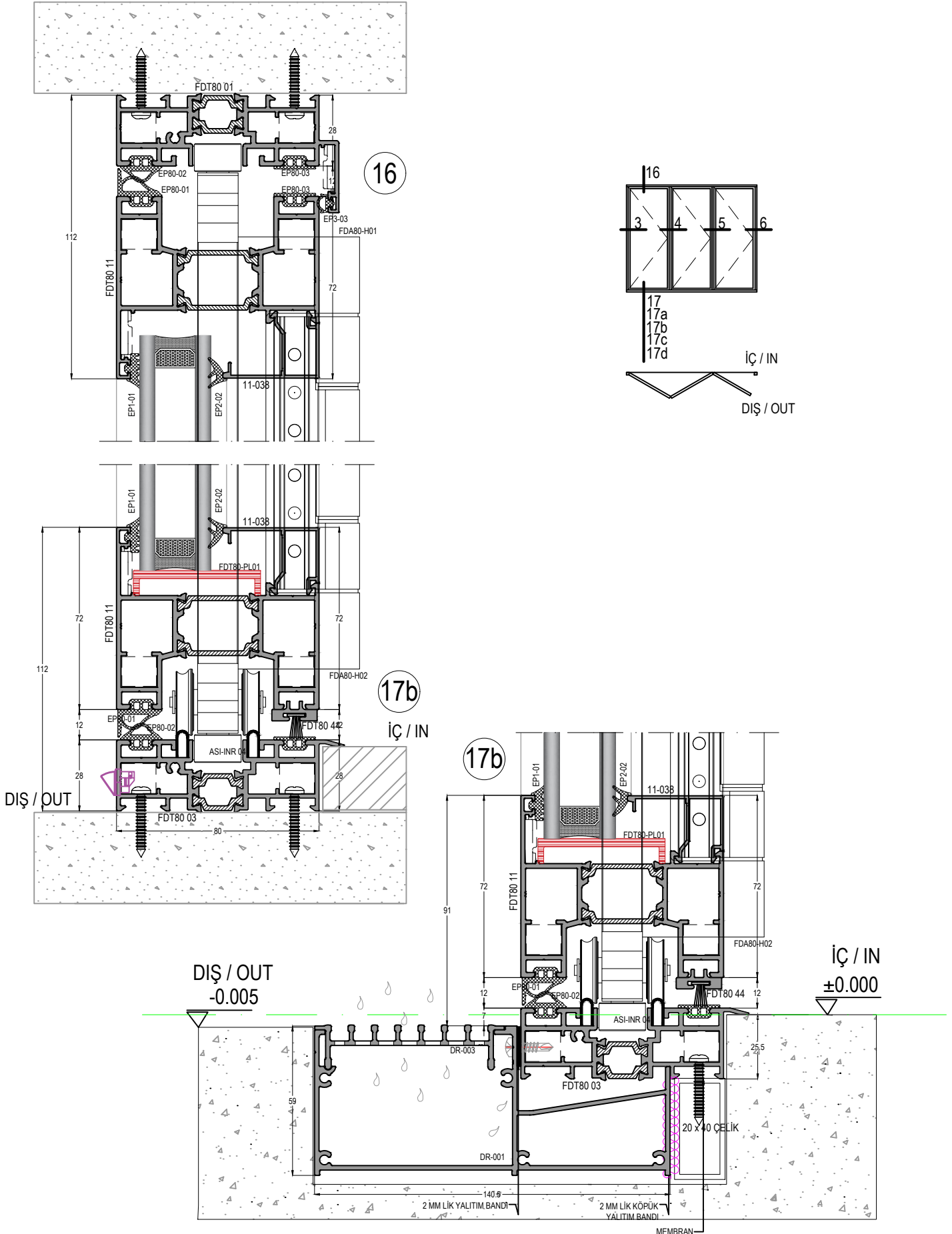
DIŞA AÇILIR KAPI ALT KASA DETAYLARI

OUTER OPENING DOOR BOTTOM FRAME DETAILS



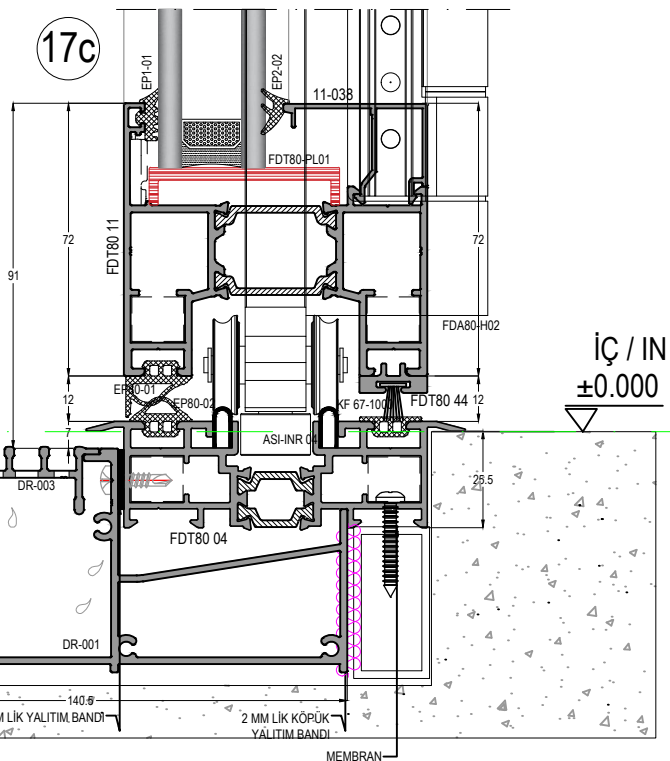
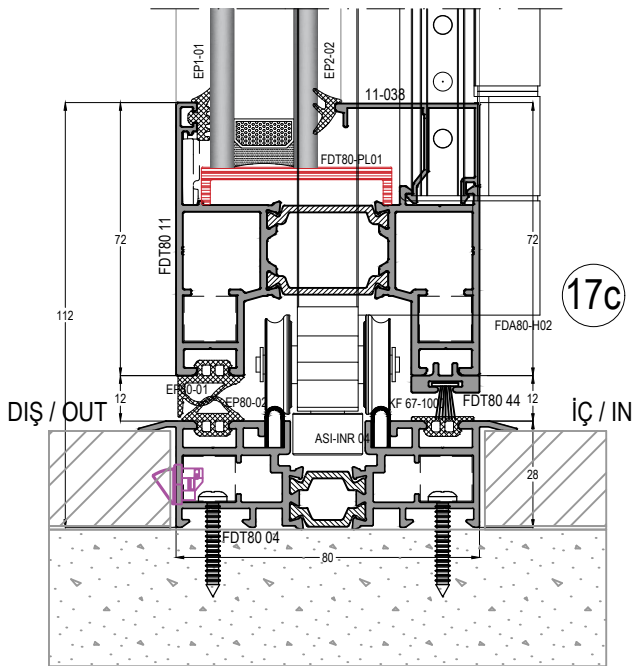
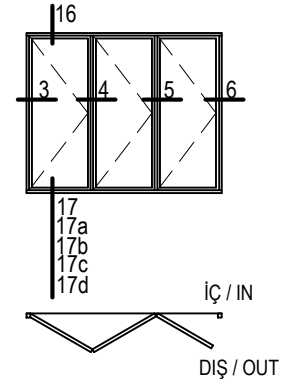
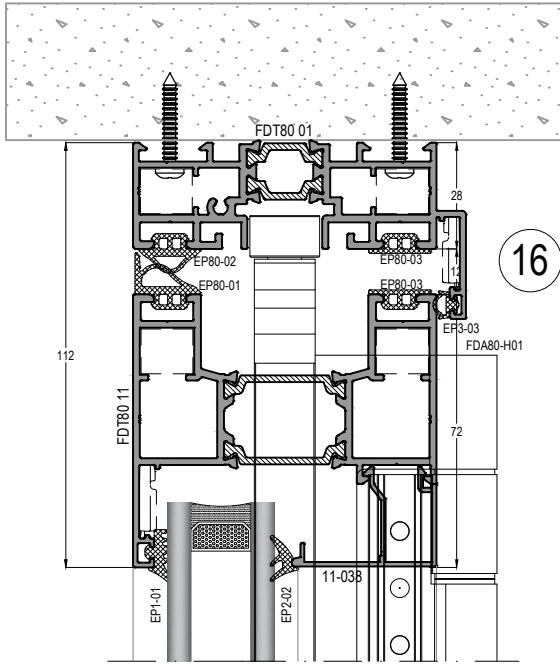
DIŞA AÇILIR KAPI ALT KASA DETAYLARI

OUTER OPENING DOOR BOTTOM FRAME DETAILS



DIŞA AÇILIR KAPI ALT KASA DETAYLARI

OUTER OPENING DOOR BOTTOM FRAME DETAILS



DIŞ / OUT
-0.005

İÇ / IN
±0.000

DIŞA AÇILIR KAPI ALT KASA DETAYLARI

OUTER OPENING DOOR BOTTOM FRAME DETAILS

